

Workforce Connections
ADULT & DISLOCATED WORKER PROGRAM COMMITTEE

Wednesday, February 12, 2014

9:00 AM

6330 W. Charleston Blvd., Suite 150

Las Vegas, NV 89146

Voice stream link: <http://www.nvworkforceconnections.org/mis/listen.php>

This meeting has been properly noticed and posted in the following locations:

City of North Las Vegas, 2200 Civic Center Dr., North Las Vegas, NV
City of Las Vegas, City Clerk's Office, 495 S. Main St., Las Vegas, NV
Clark County, County Clerk's Office 500 S. Grand Central Parkway, Las Vegas, NV
Esmeralda County Courthouse, 233 Crook Street, Goldfield, NV
Henderson City Hall, 240 Water Street, Henderson, NV
City Hall, Boulder City, 401 California Ave., Boulder City, NV
workforce CONNECTIONS, 6330 W. Charleston Blvd., Las Vegas, NV
Nevada JobConnect, 3405 S. Maryland Pkwy., Las Vegas, NV
Lincoln County 181 Main Street Courthouse, Pioche, NV
Nye County School District, 484 S. West St., Pahrump, NV
Pahrump Chamber of Commerce, 1302 S. Highway 160, Pahrump, NV

This Agenda is also available at www.nvworkforceconnections.org

COMMENTARY BY THE GENERAL PUBLIC

This Board complies with Nevada's Open Meeting Law, by taking Public Comment at the beginning of the meeting immediately after the Board approves the Agenda and before any other action is taken, and again before the adjournment of the meeting

As required by Nevada's Open Meeting Law, the (Board, Committee or Council) may only consider items posted on the agenda. Should you wish to speak on any agenda item or comment on any other matter during the Public Comment Session of the agenda; we respectfully request that you observe the following:

1. Please state your name and home address for the record
2. In fairness to others, groups or organizations are requested to designate one spokesperson
3. In the interest of time, please limit your comments to three (3) minutes. You are encouraged to give brief, non-repetitive statements to insure that all relevant information is presented.

It is the intent of the (Board, Committee or Council) to give all citizens an opportunity to be heard.

Copies of non-confidential supporting materials provided to the Committee are available upon request.

Request for such supporting materials should be made to Kelly Ford at (702) 638-8750 or at

kford@snvwc.org. Such supporting materials are available at the front desk of

WorkforceCONNECTIONS, at 6330 W. Charleston Blvd., Suite 150, Las Vegas, Nevada 89146.

Auxiliary aids and services are available upon request to individuals with disabilities by notifying Dianne Tracy, in writing at 6330 W. Charleston Blvd., Suite 150, Las Vegas, Nevada 89146; or by calling (702) 638-8750; or by fax (702) 638-8774. The TTY/TDD access number is (800) 326-6868 / Nevada Relay 711. A sign language interpreter may be made available with twenty-four (24) hours advance notice.

An Equal Opportunity Employer/Program.

NOTE: MATTERS IN THIS AGENDA MAY BE TAKEN OUT OF ORDER.

Adult & Dislocated Worker Program Committee members: Valerie Murzl, Chair; Daniel Rose, Vice-Chair; Chelle Bize'; Hannah Brown; Matt Cecil; Mark Edgel; Dr. David Lee; Lynda Parven; Bart Patterson; Charles Perry; Maggie Arias-Petrel; and Bill Regenhardt.

All items listed on this Agenda are for action by the Adult and Dislocated Worker Program Committee unless otherwise noted. Action may consist of any of the following: approve, deny, condition, hold or table. Public Hearings may be declared open by the Chairperson, as required for any of the items on this Agenda designated for discussion or possible action or to provide direction and recommendations to workforce CONNECTIONS.

AGENDA

1. Call to order, confirmation of posting and roll call.
2. **ACTION:** Approve the agenda with inclusions of any emergency items and deletion of any items.
3. **FIRST PUBLIC COMMENT SESSION:** Members of the public may now comment on any matter posted on this Agenda, which is before this Committee for consideration and action today. Please clearly state and spell your name and state your address for the record. Each public comment will be limited to three (3) minutes.
4. **DISCUSSION AND POSSIBLE ACTION:** Approve the meeting minutes of January 8, 2014..... 1
5. **DISCUSSION AND POSSIBLE ACTION:** Accept staff’s recommendation to award Foundation for an Independent Tomorrow additional funding in an amount not to exceed \$50,000 for their One-Stop Center contract and \$50,000 for their Home Office contract for a total of \$100,000. These funds will be used to augment Foundation for an Independent Tomorrow’s current PY2013 WIA Adult and Dislocated Worker and One-Stop contracts to provide additional training and supportive services to participants..... 5
6. **DISCUSSION AND POSSIBLE ACTION:** Accept staff’s recommendation to renew Las Vegas - Clark County Urban League’s contract in an amount not to exceed \$170,000 to continue to operate its community resource center in support of local area job seekers. The computer center or resource laboratory will continue to serve as an Affiliate One-Stop Career Center linked to Workforce Connections’ Comprehensive One-Stop Career Center. Upon Board approval, the term of the contract will be February 1, 2014 to June 30, 2015..... 7
7. **DISCUSSION AND POSSIBLE ACTION:** Review and discuss whether to recommend a programmatic reporting structure for the One-Stop Career Consortium and other One-Stop Career Center affiliate sites to deliver performance and activity reports directly to the full Board rather than first being vetted at the ADW Committee level..... 8
8. **INFORMATION:** Sector Council Snapshot..... 9
9. **INFORMATION:** Training and Employment Reports..... 10
10. **INFORMATION:** Adult and Dislocated Worker Fiscal Reports..... 15
11. **INFORMATION:** ADW Committee Member Comments.

12. SECOND PUBLIC COMMENT SESSION: Members of the public may now comment on any matter or topic, which is relevant to or within the authority or jurisdiction of the Board. You may comment now even if you commented earlier, however, please do not simply repeat the same comment you previously made. Please clearly state and spell your name and state address for the record. Each comment will be limited to three (3) minutes.

13. Adjournment

WORKFORCE CONNECTIONS
ADULT & DISLOCATED WORKER COMMITTEE MINUTES

January 8, 2014 - 9:00 a.m. -- Bronze Conference Room
6330 W. Charleston Blvd., Ste. 150
Las Vegas, NV 89146

Members Present

Bill Regenhardt
Lynda Parven
Matt Cecil
Charles Perry
Valerie Murzl, Chair
Hannah Brown
Mark Edgel
Bart Patterson
Maggie Arias-Petrel

Members Absent

Dan Rose, Vice-Chair
Chelle Bize
Dr. David Lee

Staff Present

Ardell Galbreth
Heather DeSart
Kelly Ford
Jim Kostecki
Jeannie Kuennen
Brett Miller
Debra Collins
Emilio Pias
Carol Turner

Others Present

Nield Montgomery – The Learning Center
Linda Montgomery – The Learning Center
Janice Rael – Nevada Partners
Dr. Rene Cantu – LVCCCF
Acadio Bolanos, Academy of Human Development
Helicia Thomas, GNJ
Maria Flores - BCA
Stacy Smith - NYECC
Vincent Miller - Goodwill
Donna Bensing – New Horizons
Stacy Howell – FIT
Onyaka Tiggart, LVUL
Karen Lewis, LVUL
Thresea Kaufmann – NHA
Aries Cyrus- Sims – LVUL
Joleen Arnold – ESN
Phyllis Tucker – LVUL
Michael Maxwell - LVUL

(It should be noted that not all attendees may be listed above)

Agenda Item 1 – Call to Order, confirmation of posting, roll call:

Valerie Murzl, Chair, called the meeting to order at 9:00 a.m. and a quorum present. Staff confirmed the meeting had been properly noticed and posted in accordance with the Nevada Open Meeting Law. Roll call was taken, and the quorum was confirmed.

Agenda Item 2 – Action: Approval of the agenda with the inclusions of any emergency items, and deletion of any items

A motion to approve the agenda as presented was made by Charles Perry and seconded by Bill Regenhardt. The motion carried.

Agenda Item 3 – First Public Comment Session: Members of the public may now comment on any matter posted on this Agenda, which is before this committee for consideration and action today. Please clearly state and spell your name and your address for the record. Each public comment will be limited to three (3) minutes.

Janice Rael, Director of Adult Services, NPI. Nevada Partners' has provided services to 390 residents, which includes 244 enrollments from the One-Stop Career Center. Return on investment has been over \$5,721,830.40. NPI placed 248 jobseekers into training, 162 from the One-Stop Career Center with approximately \$52,839 in

supportive services (transportation assistance, work card, and tools). Nevada Partners assisted 176 residents gain employment with an average hourly wage of \$15.63.

Ms. Brown queried how NPI determined return on investment. Ms. Rael stated NPI obtains an average wage on the participants placed in different occupations, then multiply that by 52 weeks, then multiply that by the gained employment.

Agenda Item 4 – Discussion and Possible Action: Approve the 2014 Adult and Dislocated Worker Committee Meeting Schedule

A motion to approve the 2014 Adult and Dislocated Worker Committee Meeting Schedule was made by Hannah Brown and seconded by Lynda Parven. The motion carried.

Agenda Item 5 – Discussion and Possible Action: Approve the minutes of the previous ADW Committee meeting minutes of October 9, 2013

A motion to approve the meeting minutes of October 9, 2013 presented by staff, made by Mark Engel and seconded by Bill Regenhardt. Motion carried.

Agenda Item 6 – Discussion and Possible Action: Accept staff's recommendation to negotiate and execute a Veteran's Employment and Training Services contract procured through the Request for Proposal (RFP) process, with the Las Vegas Clark County Urban League in an amount not to exceed \$800,000. Upon Board approval, the date of the contract will be February 1, 2014 to June 30, 2015, to provide training and employment services to 320 Veterans in southern Nevada.

Ms. DeSart stated in an effort to obtain a higher quality program design, the Veteran's Employment and Training Services request for proposal(s) was republished for a second time. The same evaluators from the previous RFP process were available to conduct the review, and based on the review and results, staff is recommending an award approval of \$800,000 to the Las Vegas Clark County Urban League.

Matt Cecil abstained from discussion and vote, as his firm represents the Las Vegas Clark County Urban League.

Michael Maxwell, Vice President of agency innovation for the Las Vegas Clark County Urban League spoke on behalf of their President/CEO, Kevin E. Hooks. Mr. Maxwell stated LVUL had a previous Veteran's program in place, and are looking to extend a program in the Las Vegas valley.

Ms. Murzl queried what specifically does their training include and how the LVUL prepares the Veteran, and what the LVUL focuses on. She also asked if the LVUL had relationships with any particular businesses that would welcome the Veteran in advance of meeting with the Veteran. Mr. Maxwell responded:

- 1) Initial intake to determine needs
- 2) Once eligibility is set, three case managers to walk the Veteran through the process
- 3) Job Coordinator to locate employment, to prepare and retain employment
- 4) LVUL has business relationships that were included in the proposal
- 5) Veteran's will have support from the entire agency

Karen Lewis, a 22-year Air Force retiree, served on the team that submitted the original Veteran's grant, stated the LVUL has many partnerships within the community, to include working with the Veterans Administration, VFW, American Legion, and Veterans Village, for services the Veteran's may need to assist with housing, family assistance, training, medical, and employment.

Discussion ensued regarding the staffing to support the deployed 320 Veterans, retention rates of long-term job retention, marketing/advertising to attract the Veteran to the LVUL, obstacles that might be encountered,

Helmets to Hard Hats and Boots to Business where the Veterans could participate in apprenticeship programs in the building trades within a specified timeframe, and STEM training.

A motion to accept staff's recommendation to negotiate and execute a Veteran's Employment and Training Services contract with the Las Vegas Clark County Urban League in an amount not to exceed \$800,000 to provide training and employment services to 320 Veterans in southern Nevada was made by Charles Perry and seconded by Hannah Brown. Motion carried.

Agenda Item 7 – Discussion and Possible Action: Accept staff's recommendation to award GNJ Family Life Center additional funding in an amount not to exceed \$150,000 for their One-Stop Center contract and \$200,000 for their Home Office contract for a total of \$350,000. These funds will be used to augment GNJ's current PY2013 WIA Adult and Dislocated Worker and One-Stop contracts to provide additional training and supportive services to participants.

Ms. DeSart stated at a previous Executive Committee meeting, from the expenditure reports reviewed, noted, and discussed, GNJ had exceeded their contract enrollment numbers, and had spent a majority of their training dollars. Staff's recommendation is to award GNJ Family Life Center additional funding for their One-Stop Career Center contract (\$150,000) and their Home Office contract (\$200,000).

Mr. Cecil queried that it is a "not to exceed contract" with Ms. DeSart responding yes. WC has the ability to extend contracts with additional funding, with no funding but extended time, and retains that flexibility under the protection of the original procurement process.

A motion to accept staff's recommendation to award GNJ Family Life Center additional funding in an amount not to exceed \$150,000 for their One-Stop Center Contract and \$200,000 for their Home office contract for a total of \$350,000 was made by Matt Cecil and seconded by Charles Perry. Motion carried.

Agenda Item 8 – Discussion and Possible Action: Accept staff's recommendation to award the Latin Chamber of Commerce Community Foundation National Emergency Grant (NEG) funds in an amount of \$100,000. NEG funds can only be utilized for WIA allowable training activities, and expended only on participants who are considered "long-term unemployed" (individuals who have been unemployed for 27 weeks or longer).

Ms. DeSart stated that in the October ADW Committee meeting, staff requested recommendations for funding of NEG dollars for all of the service providers. Two service providers were not on the list (Bridge Counseling Associates and Latin Chamber of Commerce Community Foundation) of which circumstances previously noted in meetings, precluded WC from offering an advance to these two agencies. The two service providers have since rectified the circumstances and have been completely resolved. Staff is recommending NEG funds in an amount of \$100,000 to Latin Chamber of Commerce Community Foundation to serve those National Emergency Grant recipients.

Hannah Brown abstained from discussion and vote, as she is a member of the LCCCF board. Maggie Arias-Petrel abstained from discussion and vote, as she is a member of the LCCCF board.

A motion to accept staff's recommendation to award the Latin Chamber of Commerce Community Foundation National Emergency Grant (NEG) funds in an amount of \$100,000 was made by Mark Edgel and seconded by Matt Cecil. Motion carried.

Agenda Item 9 – Information: Training and Employment Reports

Brett Miller reported on the Training and Employment Reports through November 30, 2013 on pages 23 through 27 of the agenda packet. Number of Trainings by Sector, Mr. Miller noted number of trainings at 938 with the most significant in Tourism, Gaming & Entertainment at 186, Cross Sector at 98, Health & Medical Services at 341, and Logistics & Operations at 216. He further reviewed the Average Training (includes OJT's (typically 90% placement) and Occupational Skills training (typically a success rate of approximately 75%))

Cost by Sector as illustrated on page 23 of the agenda packet. Employed by Industry Sector, Mr. Miller noted total employed at 795 with the most significant in Health & Medical Services at 229, Logistics & Operations at 169, Tourism, Gaming & Entertainment at 127, and Cross Sectors at 167. He reviewed the Wage by Sector illustrated on page 24 of the agenda packet, and the demographics reports on pages 25 through 27 of the agenda packet. Discussion ensued regarding the lower numbered demographics and the need for outreach to these populations.

Agenda Item 10 – Information: Adult and Dislocated Worker Fiscal Reports

Carol Turner reviewed the Adult and Dislocated Worker Funding Plan on Page 29 of the agenda packet. She noted there is set-aside funds of \$100,000 for the new rural (Mesquite/Laughlin) programs, a new project that has been recommended by the Local Elected Officials set-aside funds of \$750,000 for Re-entry - Department of Corrections, and set-aside funds of \$900,000 for a new Pre-apprenticeship program for the trades (RTC Construction/Other).

Ms. Turner stated in the next year a new column will be added to report Projected – First Quarter Obligations for PY2014 Awards. Currently noted in the projections is an amount of \$794,000. She stated this would ensure if there is a sequestration or budget reduction in the current year there is enough money (Approximately \$794,000) to fund the first quarter of the next year.

Ardell Galbreth stated he has met with officials at the Department of Corrections based on the results from an Executive Committee meeting and the Local Elected Officials meeting to partner and contract direct with the State Department of Corrections. He further stated there is a possibility that WC may not contract direct as it would be more feasible to have a sub-recipient contractor do the work, which would mean WC would have to publish an RFP. Discussion ensued.

Jim Kostecki reported on the awards and expenditures for allowable invoicing expenditures through November on page 30 of the agenda packet. There are no “pink” highlights on the report, and further stated that Bridge Counseling Associates and Latin Chamber of Commerce Community Foundation satisfied their repayment obligations and are no longer on “High Risk” status.

Agenda Item 11 – Information: ADW Committee Member Comments

Mark Edgel announced to the service providers that Labor Local #872 is accepting applications for apprenticeships. If there are individuals trained in construction, Labor Local #872 will be accepting applications effective January 15, 2014 through March 14, 2014.

Matt Cecil congratulated Bridge Counseling Associates and Latin Chamber of Commerce Community Foundation for extending the effort of coming in ahead of schedule on their repayment plans. He stated, “It shows a law of integrity and commitment, and he appreciated this effort”.

Agenda Item 12 – Second Public Comment Session: Members of the public may now comment on any matter or topic, which is relevant to or within the authority or jurisdiction of the Board. You may comment now even if you commented earlier, however, please do not simply repeat the same comment you previously made. Please clearly state and spell your name and state address for the record. Each comment will be limited to three (3) minutes.

Helicia Thomas, GNJ Family Life Center thanked the committee for the additional funds to allow GNJ to continue providing quality service not only to individuals from the Home Office, but especially for those individuals that go through the One-Stop Career Center. She thanked WC IT Department for their support.

Agenda Item 13 – Adjournment: The meeting adjourned at 10:00 a.m.



February 4, 2014

Ardell Galbreth, Executive Director
Workforce Connections
6330 W Charleston Blvd
Las Vegas, NV 89146

Re: WIA A/DW - Home Office - PY 2013 - Request for Additional Funding

Mr Galbreth:

We are requesting additional funding for the above-referenced contract.

We are requesting additional Tuition funds of \$25,000, and additional Supportive Service funds of \$25,000.

The request is based on the fact that as of today, February 4, 2014, we have only \$21,070.36 in unallocated Tuition funds available to allocate and spend on new training opportunities. Also, we are over-spent in Supportive Services by approximately \$5,000 as of December 31, 2013.

With the additional funding, we expect to be able to increase the number of clients served in the current program year from 150 to 175.

Enclosed with this request is a budget modification reflecting the increase in funding.

Please contact myself, Jake McClelland or Penny Hagen at your convenience, if you have questions or need additional information.

Sincerely



Janet Frasier Blumen, CEO



February 6, 2014

Ardell Galbreth, Executive Director
Workforce Connections
6330 W Charleston Blvd
Las Vegas, NV 89146

Re: WIA A/DW – One Stop – Request for Additional Funding

Mr Galbreth:

We are requesting additional funding of \$50,000 for the above-referenced contract.

The request is based on the fact that we have expended over 68% of our budgeted Tuition costs for our One Stop contract, as of December 31, 2013. Further, as of today, February 6, 2014, we have over-allocated unspent Tuition funds by \$7,291.90.

Enclosed with this request is a budget modification reflecting the increase in funding. As part of the proposed budget modification, we are requesting to move \$60,000 from OJT to Training. However, we still expect to be in need of additional Training funds to meet the needs of our One Stop clients.

With the additional funding, we expect to be able to increase the number of clients served in the current program year from 200 to 225.

Please contact myself, Jake McClelland or Penny Hagen at your convenience, if you have questions or need additional information.

Sincerely

Janet Frasier Blumen, CEO

Proposal for Continuation Funding for the West Las Vegas Public Computer Center

Proposed Amended Contract Term

February 1, 2014 – June 30, 2015

The Las Vegas Clark County Urban League CAA (Urban League) has operated 30 successful Public Computer Centers in the City of Las Vegas Community Centers, Southern Nevada Regional Housing Authority, and Urban League sites since 2010. A \$4.7 million grant from the U.S. Department of Commerce under the American Recovery and Reinvestment Act of 2009 has funded the equipment acquisition and operating expenses. This funding expired in January 2013. The Center's primary goal is to prepare job seekers for the workforce and assist in their job search.

The West Las Vegas Public Computer Center (Center) located at 1024 W. Owens is one of the busiest centers. On average, 60 individuals visit this center daily. The Urban League's Family Development, Veteran Services and Reintegration of Ex-Offenders Programs are housed in the same complex and offer Case Management and emergency services. The Nevada Division of Welfare and Supportive Services is also located in the complex.

According to the U.S. Census Bureau American Community Survey 2006-2010 estimates, the Center is located in a census tract where 42.8% of the residents live below the federal poverty level. Many in the neighborhood cannot afford a computer, let alone internet service.

Being disconnected is not just a function of being poor, however it is increasingly becoming a reason that some remain in poverty. As the internet has become an essential platform for job search and furthering education, those without access are finding that the basic tools for escaping poverty are out of reach.

Participants at the Center are provided basic computer training such as introduction to the keyboard and the internet. They open e-mail accounts, create resumes and learn web job search techniques. Also available are introductory instruction in Word, Excel, and PowerPoint and advanced classes leading to Microsoft Office Specialist Certification. Career Assessments are available using CareerScope. Participants can access Southern Nevada Health District Food Handler Training on-line, leading to the issuance of a health card and a myriad of online training resources.

The Urban League is requesting funding to continue the operation of the Center. The Center will be open Monday-Friday and staffed by a full-time monitor who is trained to provide basic assistance to participants. An experienced instructor will offer classes four hours per day. The Center's configuration includes 20 computers in a classroom setting and 6 stand-alone computers that can be used without disrupting classes that are in progress. The Urban League staff has developed a broad range of curriculum, and adjusts the classes scheduled to be responsive to the participants' needs.

Agenda Item #7: **DISCUSSION AND POSSIBLE ACTION:** Review and discuss whether to recommend a programmatic reporting structure for the One-Stop Career Consortium and other One-Stop Career Center affiliate sites to deliver performance and activity reports directly to the full Board rather than first being vetted at the ADW Committee level

SECTOR COUNCILS SNAPSHOT

AEROSPACE & DEFENSE

- Partnering with Clark County Department of Aviation in recruiting for the future and discussed McCarran Airport workforce needs.
- Working with k-12 education to promote airframe & power plant training and certification.
- Briefed strategic impact of recent FAA test site initiatives.
- Completed and discussed implementation of strategic plan and identified in-demand occupations.

AGRICULTURE

- No update due to cancelled meeting and member attendance.

CLEAN ENERGY

- Discussed funding of future surveys to support mapping of career and talent pipelines.
- Continuing to develop the strategic plan which will include a 12 month action plan.
- NDOE and colleges working to create an Energy Technologies Certificate.

HEALTHCARE & MEDICAL SERVICES

- Partnered with business leaders, Nevada System of Higher Education and DETR to pursue the Robert Wood Johnson Foundation grant.
- Developed and implemented surveys to further drill down into workforce needs.
- Completed strategic plan and submitted two pilot proposals associated with emerging occupations.

INFORMATION TECHNOLOGY

- Microsoft IT Academy Pilot and Code.org afterschool program with CCSD.
- Presentation from Bracken Elementary on STEAM program.
- Discussion of bylaws and strategic plan.

LOGISTICS & OPERATIONS

- Survey conducted to identify critical jobs, skills and competencies.
- Sector council to identify top occupations to help guide spending of local training dollars.
- Developing strategies to open lines of communication between stakeholders.

MANUFACTURING

- Completed strategic plan.
- Identified STEM focused pilot program which is certification based.
- Identified in-demand occupations.

MINING & MATERIALS

- Developed GWIB Mining Industry Jobs Forecast Survey.
- Developed a Grant Opportunity List of Potential Funding Sources.
- Continue to discuss CTE (Career and Technical Education Courses).

TOURISM, GAMING & ENTERTAINMENT

- GWIB Tourism, Gaming, & Entertainment 2013-14 Strategic Plan.
- GWIB Tourism, Gaming, & Entertainment Pilot Program.
- GWIB TGE Sector Report reviewed in-demand occupations, industry competencies & staff patterns.

workforce CONNECTIONS
ADW Demographics by Zip and Locality
Actives From July 1, 2013 through December 31, 2013

| Community / Zip | Ethnicity ⁽¹⁾ | | | | | | Gender | | |
|-------------------------|--------------------------|-------------------------|-----------|------------|-----------------------------|-------------------|----------------|------------|-----------|
| | African American | Alaskan Native / Indian | Asian | Caucasian | Hawaiian / Pacific Islander | Hispanic / Latino | Total Enrolled | Female | Male |
| <u>Henderson</u> | | | | | | | | | |
| 89002 | 3 | 1 | 0 | 9 | 1 | 5 | 16 | 9 | 7 |
| 89009 | 0 | 0 | 0 | 1 | 0 | 0 | 1 | 1 | 0 |
| 89011 | 7 | 1 | 3 | 15 | 0 | 6 | 26 | 19 | 7 |
| 89012 | 4 | 0 | 2 | 13 | 1 | 3 | 21 | 9 | 12 |
| 89014 | 9 | 0 | 0 | 25 | 0 | 5 | 36 | 20 | 16 |
| 89015 | 5 | 1 | 1 | 21 | 1 | 4 | 29 | 18 | 11 |
| 89044 | 1 | 0 | 0 | 4 | 0 | 2 | 5 | 0 | 5 |
| 89052 | 12 | 0 | 1 | 18 | 0 | 6 | 34 | 22 | 12 |
| 89053 | 0 | 0 | 0 | 1 | 0 | 0 | 1 | 1 | 0 |
| 89074 | 3 | 1 | 6 | 16 | 0 | 4 | 33 | 18 | 15 |
| 89077 | 0 | 0 | 1 | 0 | 1 | 0 | 1 | 0 | 1 |
| 89016 | 0 | 0 | 0 | 1 | 0 | 1 | 2 | 1 | 1 |
| 89105 | 2 | 0 | 0 | 1 | 0 | 0 | 3 | 1 | 2 |
| Henderson Total | 46 | 4 | 14 | 125 | 4 | 36 | 208 | 119 | 89 |
| <u>Las Vegas</u> | | | | | | | | | |
| 89030 | 0 | 0 | 0 | 0 | 0 | 0 | 1 | 1 | 0 |
| 89031 | 0 | 0 | 0 | 1 | 0 | 0 | 1 | 0 | 1 |
| 89032 | 2 | 0 | 0 | 0 | 0 | 0 | 2 | 0 | 2 |
| 89052 | 1 | 0 | 0 | 0 | 0 | 0 | 1 | 1 | 0 |
| 89081 | 0 | 0 | 0 | 0 | 1 | 0 | 1 | 1 | 0 |
| 89101 | 43 | 2 | 1 | 37 | 2 | 30 | 101 | 41 | 60 |
| 89102 | 16 | 2 | 4 | 12 | 2 | 14 | 49 | 24 | 25 |
| 89103 | 45 | 1 | 5 | 22 | 2 | 17 | 93 | 33 | 60 |
| 89104 | 17 | 1 | 3 | 16 | 2 | 12 | 48 | 24 | 24 |
| 89105 | 1 | 0 | 0 | 0 | 0 | 0 | 1 | 1 | 0 |
| 89106 | 85 | 0 | 3 | 15 | 1 | 9 | 110 | 63 | 47 |
| 89107 | 27 | 1 | 1 | 25 | 2 | 15 | 67 | 42 | 25 |
| 89108 | 69 | 3 | 9 | 52 | 1 | 30 | 148 | 84 | 64 |
| 89109 | 1 | 0 | 0 | 6 | 1 | 2 | 9 | 1 | 8 |
| 89110 | 34 | 1 | 0 | 36 | 1 | 35 | 90 | 57 | 33 |
| 89113 | 8 | 1 | 2 | 15 | 1 | 6 | 29 | 19 | 10 |
| 89114 | 1 | 0 | 0 | 0 | 0 | 0 | 1 | 1 | 0 |
| 89115 | 64 | 3 | 2 | 21 | 2 | 19 | 101 | 64 | 37 |
| 89116 | 0 | 0 | 0 | 0 | 0 | 0 | 1 | 0 | 1 |
| 89117 | 26 | 0 | 7 | 34 | 0 | 15 | 75 | 38 | 37 |
| 89118 | 25 | 2 | 3 | 41 | 2 | 8 | 80 | 22 | 58 |
| 89119 | 53 | 1 | 5 | 19 | 0 | 16 | 93 | 45 | 48 |
| 89120 | 6 | 0 | 2 | 17 | 0 | 9 | 29 | 14 | 15 |
| 89121 | 31 | 4 | 1 | 30 | 1 | 25 | 78 | 37 | 41 |
| 89122 | 17 | 2 | 2 | 29 | 1 | 16 | 63 | 28 | 35 |
| 89123 | 9 | 3 | 5 | 26 | 1 | 2 | 41 | 21 | 20 |
| 89124 | 1 | 0 | 0 | 0 | 0 | 0 | 1 | 0 | 1 |
| 89125 | 1 | 0 | 0 | 2 | 0 | 1 | 4 | 4 | 0 |
| 89126 | 1 | 0 | 0 | 2 | 0 | 1 | 3 | 3 | 0 |
| 89128 | 27 | 1 | 5 | 22 | 1 | 12 | 66 | 43 | 23 |

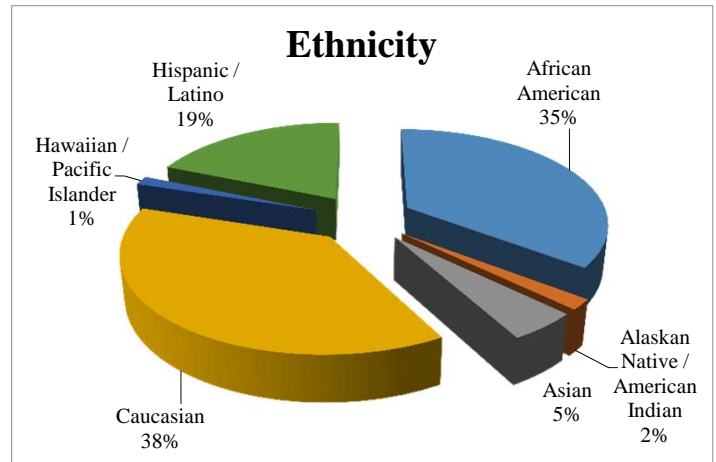
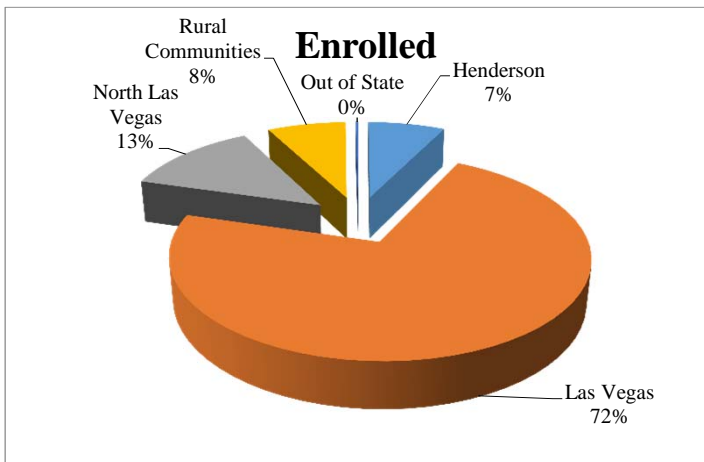
workforce CONNECTIONS
ADW Demographics by Zip and Locality
Actives From July 1, 2013 through December 31, 2013

| Community / Zip | Ethnicity ⁽¹⁾ | | | | | | Gender | | |
|-------------------------------|--------------------------|----------------------------------|------------|------------|-----------------------------|-------------------|----------------|--------------|------------|
| | African American | Alaskan Native / American Indian | Asian | Caucasian | Hawaiian / Pacific Islander | Hispanic / Latino | Total Enrolled | Female | Male |
| 89129 | 21 | 0 | 4 | 28 | 1 | 15 | 65 | 38 | 27 |
| 89130 | 18 | 0 | 1 | 18 | 0 | 10 | 41 | 20 | 21 |
| 89131 | 8 | 0 | 1 | 19 | 0 | 4 | 30 | 20 | 10 |
| 89133 | 1 | 0 | 0 | 0 | 0 | 0 | 1 | 0 | 1 |
| 89134 | 3 | 0 | 1 | 5 | 1 | 1 | 11 | 6 | 5 |
| 89135 | 2 | 0 | 0 | 10 | 0 | 1 | 14 | 8 | 6 |
| 89138 | 1 | 0 | 2 | 7 | 0 | 1 | 10 | 5 | 5 |
| 89139 | 14 | 2 | 8 | 11 | 0 | 6 | 45 | 24 | 21 |
| 89141 | 8 | 0 | 1 | 12 | 1 | 5 | 26 | 13 | 13 |
| 89142 | 8 | 0 | 2 | 17 | 0 | 14 | 33 | 16 | 17 |
| 89143 | 1 | 1 | 0 | 9 | 0 | 1 | 11 | 3 | 8 |
| 89144 | 0 | 0 | 1 | 7 | 0 | 1 | 8 | 5 | 3 |
| 89145 | 13 | 1 | 3 | 16 | 0 | 8 | 36 | 15 | 21 |
| 89146 | 22 | 1 | 5 | 11 | 1 | 6 | 41 | 24 | 17 |
| 89147 | 21 | 0 | 3 | 35 | 1 | 15 | 72 | 37 | 35 |
| 89148 | 14 | 0 | 4 | 16 | 0 | 4 | 37 | 20 | 17 |
| 89149 | 13 | 1 | 4 | 15 | 0 | 11 | 35 | 20 | 15 |
| 89155 | 1 | 0 | 0 | 0 | 0 | 0 | 1 | 1 | 0 |
| 89156 | 15 | 0 | 3 | 15 | 0 | 14 | 41 | 27 | 14 |
| 89160 | 1 | 0 | 0 | 0 | 0 | 0 | 1 | 0 | 1 |
| 89166 | 1 | 1 | 3 | 8 | 1 | 2 | 12 | 6 | 6 |
| 89169 | 9 | 0 | 1 | 13 | 1 | 6 | 24 | 13 | 11 |
| 89170 | 0 | 0 | 0 | 1 | 0 | 0 | 1 | 0 | 1 |
| 89173 | 2 | 0 | 0 | 1 | 0 | 0 | 3 | 1 | 2 |
| 89178 | 10 | 0 | 3 | 14 | 1 | 2 | 27 | 12 | 15 |
| 89179 | 1 | 0 | 1 | 2 | 0 | 2 | 5 | 3 | 2 |
| 89183 | 8 | 0 | 7 | 19 | 1 | 13 | 39 | 18 | 21 |
| 93550 | 1 | 0 | 0 | 0 | 0 | 0 | 1 | 1 | 0 |
| Las Vegas Total | 828 | 35 | 118 | 789 | 33 | 436 | 2,058 | 1,068 | 990 |
| <u>North Las Vegas</u> | | | | | | | | | |
| 89030 | 54 | 3 | 1 | 17 | 0 | 31 | 96 | 62 | 34 |
| 89031 | 37 | 1 | 5 | 29 | 5 | 13 | 85 | 42 | 43 |
| 89032 | 56 | 2 | 4 | 22 | 1 | 16 | 93 | 57 | 36 |
| 89081 | 26 | 1 | 0 | 12 | 1 | 10 | 47 | 29 | 18 |
| 89084 | 14 | 1 | 1 | 6 | 0 | 8 | 27 | 18 | 9 |
| 89085 | 0 | 0 | 0 | 1 | 0 | 0 | 1 | 1 | 0 |
| 89086 | 9 | 0 | 0 | 3 | 0 | 4 | 13 | 8 | 5 |
| 89103 | 1 | 0 | 0 | 0 | 0 | 0 | 1 | 0 | 1 |
| 89130 | 0 | 0 | 0 | 1 | 0 | 0 | 1 | 1 | 0 |
| 89303 | 1 | 0 | 0 | 0 | 0 | 0 | 1 | 0 | 1 |
| North Las Vegas Total | 198 | 8 | 11 | 91 | 7 | 82 | 365 | 218 | 147 |

workforce CONNECTIONS
ADW Demographics by Zip and Locality
Actives From July 1, 2013 through December 31, 2013

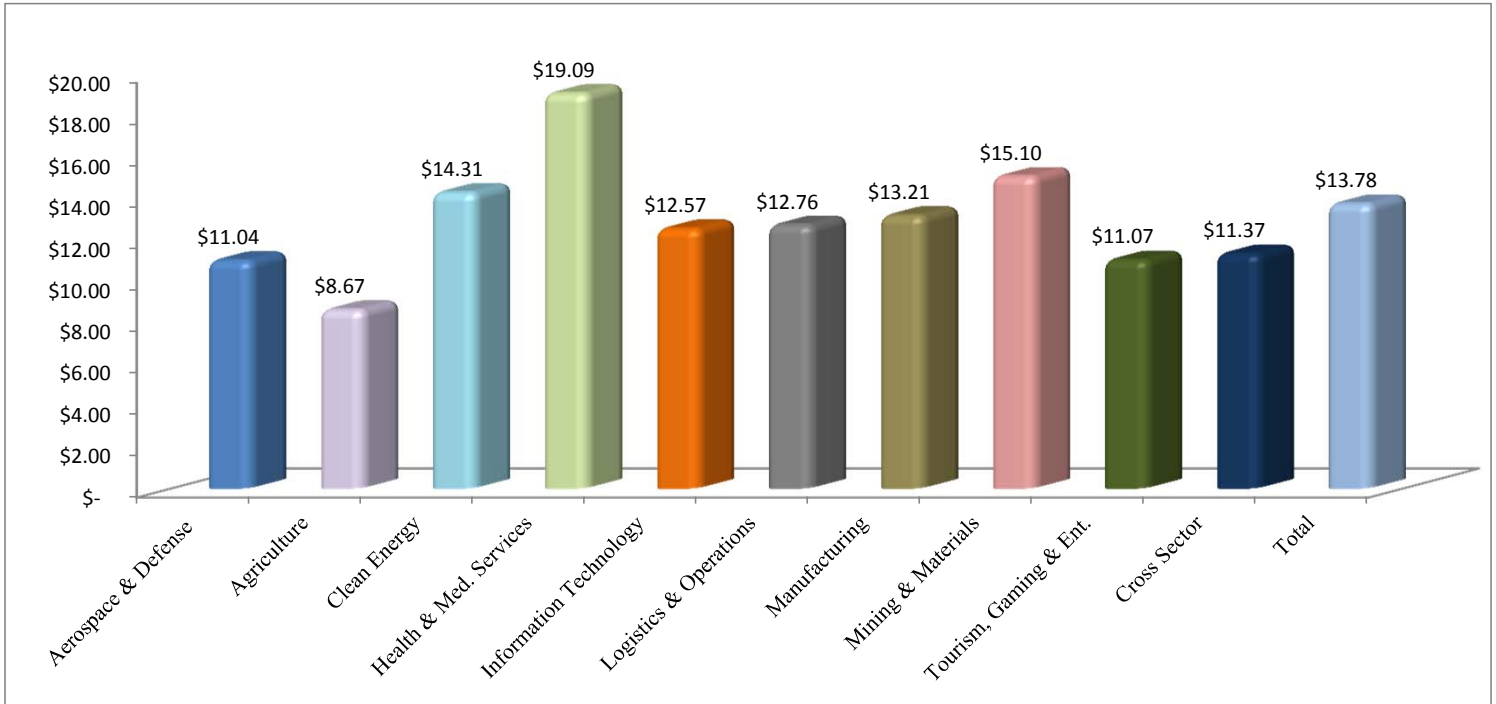
| Community / Zip | Ethnicity ⁽¹⁾ | | | | | | Gender | | |
|--------------------------|--------------------------|----------------------------------|------------|--------------|-----------------------------|-------------------|----------------|--------------|--------------|
| | African American | Alaskan Native / American Indian | Asian | Caucasian | Hawaiian / Pacific Islander | Hispanic / Latino | Total Enrolled | Female | Male |
| Rural Communities | | | | | | | | | |
| Alamo | 0 | 0 | 0 | 2 | 0 | 0 | 2 | 2 | 0 |
| Beatty | 0 | 0 | 0 | 1 | 0 | 0 | 1 | 0 | 1 |
| Boulder City | 0 | 1 | 0 | 5 | 0 | 0 | 5 | 2 | 3 |
| Caliente | 0 | 0 | 0 | 9 | 0 | 0 | 9 | 6 | 3 |
| Ely | 0 | 1 | 0 | 0 | 0 | 0 | 1 | 1 | 0 |
| Indian Springs | 0 | 0 | 0 | 1 | 0 | 1 | 2 | 1 | 1 |
| Jean | 0 | 0 | 0 | 1 | 0 | 1 | 1 | 0 | 1 |
| Laughlin | 0 | 0 | 0 | 0 | 0 | 0 | 0 | 0 | 0 |
| Mesquite | 0 | 0 | 0 | 1 | 0 | 0 | 1 | 1 | 0 |
| Pahrump | 24 | 6 | 4 | 149 | 2 | 22 | 188 | 79 | 109 |
| Panaca | 0 | 0 | 0 | 1 | 0 | 1 | 1 | 0 | 1 |
| Reno | 0 | 0 | 0 | 0 | 0 | 0 | 0 | 0 | 0 |
| Tonopah | 0 | 0 | 0 | 1 | 0 | 0 | 1 | 1 | 0 |
| Rural Total | 24 | 8 | 4 | 171 | 2 | 25 | 212 | 93 | 119 |
| Out of State | 2 | 0 | 1 | 2 | 0 | 2 | 7 | 4 | 3 |
| Report Total | 1,098 | 55 | 148 | 1,178 | 46 | 581 | 2,850 | 1,502 | 1,348 |

1) Totals for ethnicity will not generally equal total enrolled due to the fact that multiple ethnicities can be recorded or participants can choose to not provide information.

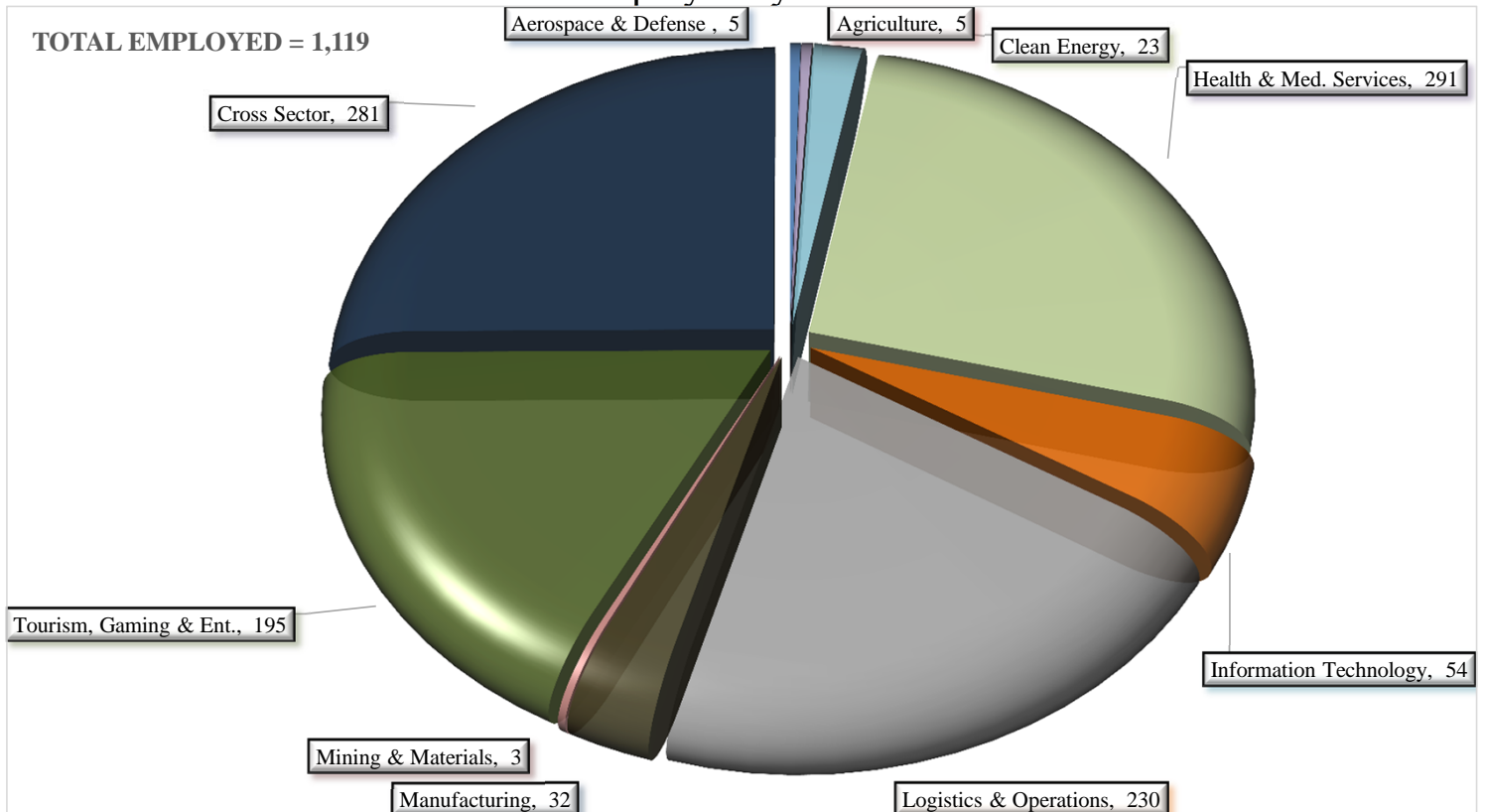


Adult and Dislocated Workers Employed by Industry Sector July 1, 2013 through December 31, 2013

Wage by Sector

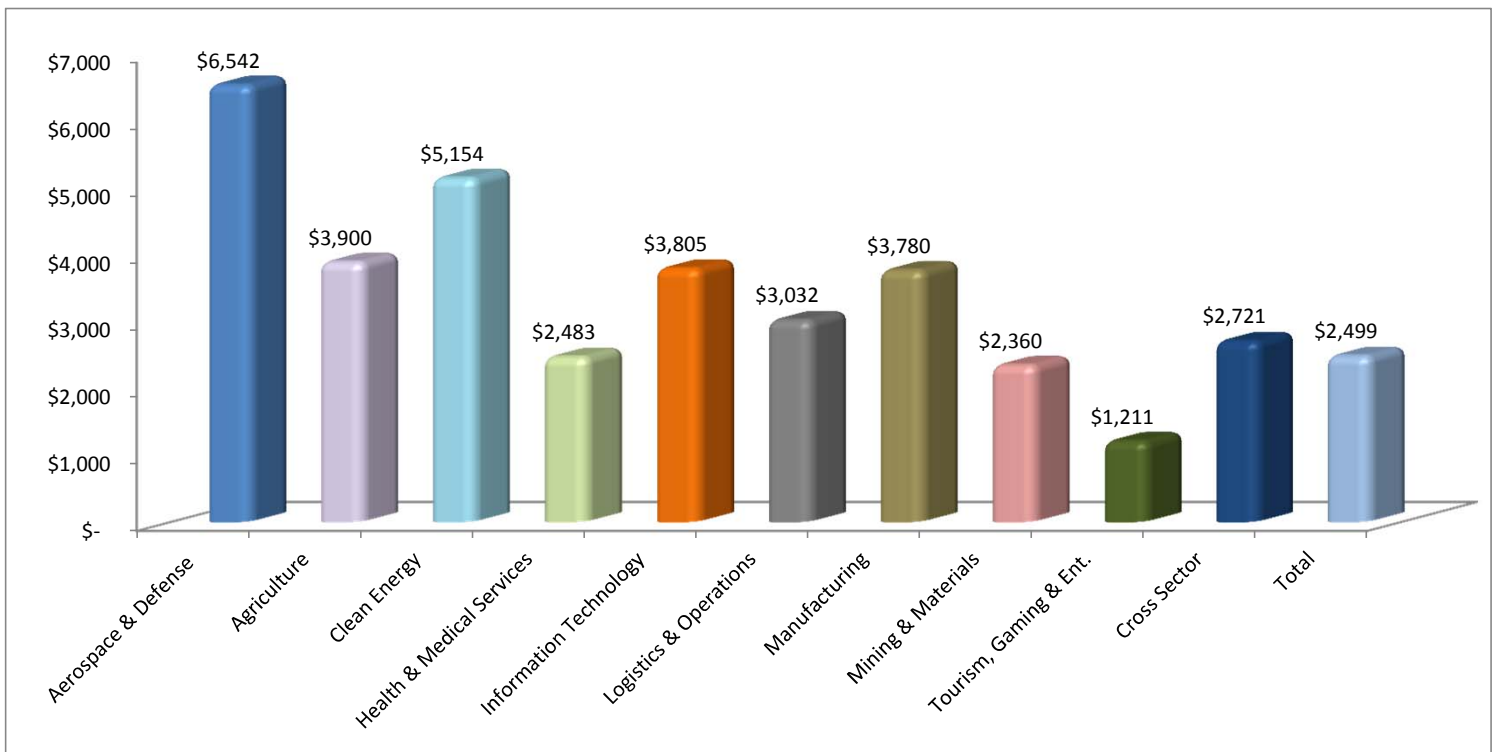


Employed by Sector

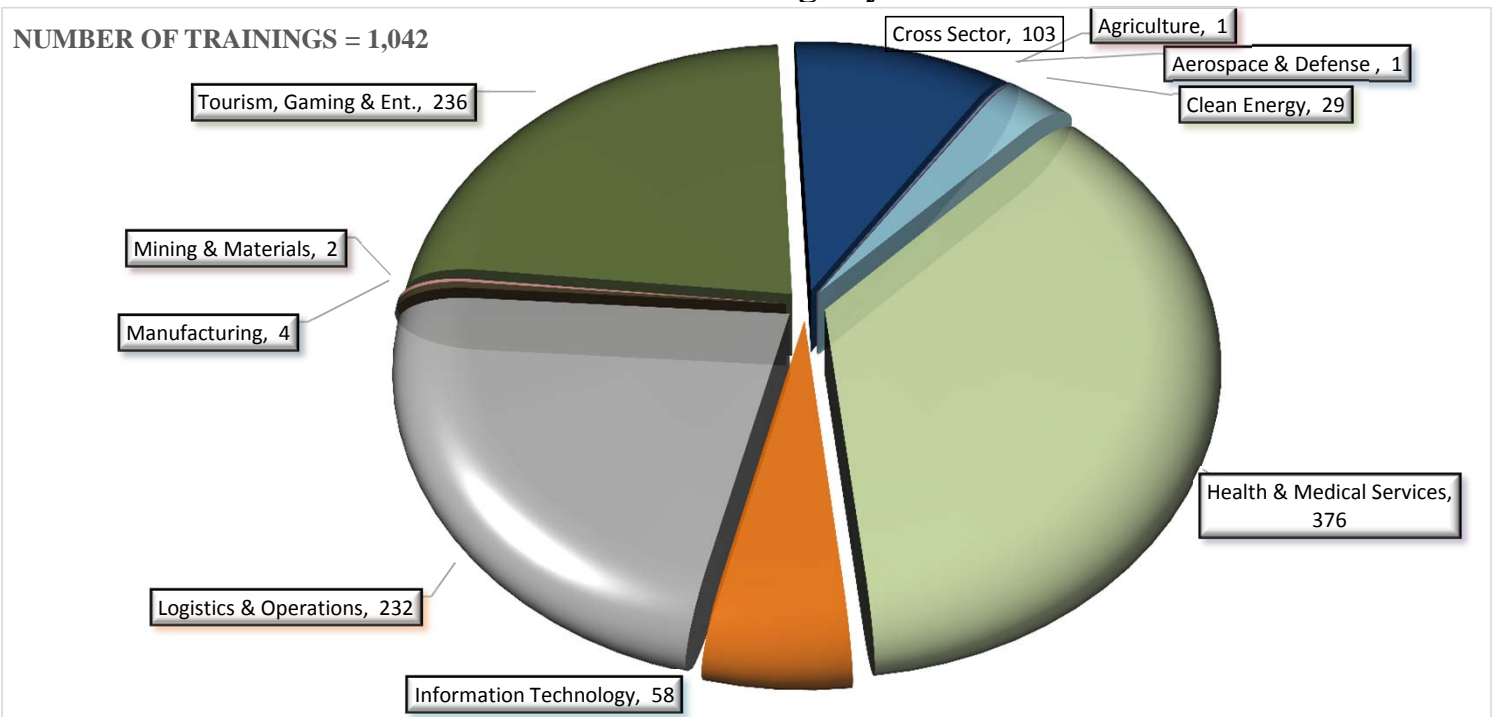


Adult and Dislocated Workers Trained by Industry Sector July 1, 2013 through December 31, 2013

Average Training Cost by Sector



Number of Trainings by Sector



**Workforce Connections
Awards and Expenditures
Program Year 2011/2012/2013 Adult/Dislocated Worker Programs
February 4, 2014**

Amounts for Providers reflect invoiced allowable expenditures through December. Starred lines only reflect expenditures through November 2013.

Providers highlighted in pink are on high risk status.

Providers highlighted in pink have an active pink paper.

WIA PY11 One-Stop

| Provider | Contract Dates | Contract Award | Adult Expenditures | DW Expenditures | Total Invoiced | % Spent | Remaining Balance |
|--|----------------|---------------------|---------------------|-------------------|---------------------|---------------|---------------------|
| Bridge Counseling Associates | 6/1/13-6/30/14 | \$ 400,000 | \$ 60,099 | \$ 52,839 | \$ 112,939 | 28.23% | \$ 287,061 |
| Foundation for an Independent Tomorrow | 6/1/13-6/30/14 | \$ 800,000 | \$ 289,495 | \$ 119,449 | \$ 408,944 | 51.12% | \$ 391,056 |
| GNJ Family Life Center | 6/1/13-6/30/14 | \$ 400,000 | \$ 179,845 | \$ 100,078 | \$ 279,923 | 69.98% | \$ 120,077 |
| Goodwill of Southern Nevada | 6/1/13-6/30/14 | \$ 400,000 | \$ 97,493 | \$ 32,985 | \$ 130,478 | 32.62% | \$ 269,522 |
| Latin Chamber Foundation | 6/1/13-6/30/14 | \$ 800,000 | \$ 136,688 | \$ 60,700 | \$ 197,388 | 24.67% | \$ 602,612 |
| Nevada Hospital Association | 6/1/13-6/30/14 | \$ 400,000 | \$ 69,688 | \$ 64,864 | \$ 134,552 | 33.64% | \$ 265,448 |
| Nevada Partners, Inc | 6/1/13-6/30/14 | \$ 1,200,000 | \$ 289,205 | \$ 145,160 | \$ 434,364 | 36.20% | \$ 765,636 |
| So. NV Regional Housing Authority | 6/1/13-6/30/14 | \$ 400,000 | \$ 69,777 | \$ 97,222 | \$ 166,999 | 41.75% | \$ 233,001 |
| Total | | \$ 4,800,000 | \$ 1,192,290 | \$ 673,296 | \$ 1,865,586 | 38.87% | \$ 2,934,414 |

WIA PY11 Home Office

| Provider | Contract Dates | Contract Award | Adult Expenditures | DW Expenditures | Total Invoiced | % Spent | Remaining Balance |
|--|----------------|---------------------|---------------------|-------------------|---------------------|---------------|---------------------|
| Bridge Counseling Associates | 7/1/13-6/30/14 | \$ 600,000 | \$ 160,892 | \$ 45,002 | \$ 205,893 | 34.32% | \$ 394,107 |
| Foundation for an Independent Tomorrow | 7/1/13-6/30/14 | \$ 600,000 | \$ 177,463 | \$ 142,400 | \$ 319,863 | 53.31% | \$ 280,137 |
| GNJ Family Life Center | 7/1/13-6/30/14 | \$ 600,000 | \$ 285,505 | \$ 148,660 | \$ 434,165 | 72.36% | \$ 165,835 |
| Goodwill of Southern Nevada | 7/1/13-6/30/14 | \$ 600,000 | \$ 239,805 | \$ 49,937 | \$ 289,742 | 48.29% | \$ 310,258 |
| Latin Chamber Foundation | 7/1/13-6/30/14 | \$ 600,000 | \$ 148,432 | \$ 68,583 | \$ 217,015 | 36.17% | \$ 382,985 |
| Nevada Hospital Association | 7/1/13-6/30/14 | \$ 600,000 | \$ 247,617 | \$ 3,951 | \$ 251,568 | 41.93% | \$ 348,432 |
| Nevada Partners, Inc | 7/1/13-6/30/14 | \$ 600,000 | \$ 191,759 | \$ 86,496 | \$ 278,255 | 46.38% | \$ 321,745 |
| So. NV Regional Housing Authority | 7/1/13-6/30/14 | \$ 600,000 | \$ 187,084 | \$ 75,428 | \$ 262,512 | 43.75% | \$ 337,488 |
| Total | | \$ 4,800,000 | \$ 1,638,557 | \$ 620,457 | \$ 2,259,013 | 47.06% | \$ 2,540,987 |

WIA PY11/12 Other (Disabilities, Re-Entry, Rural)

| Provider | Contract Dates | Contract Award | Adult Expenditures | DW Expenditures | Total Invoiced | % Spent | Remaining Balance |
|--|-----------------|---------------------|---------------------|-------------------|---------------------|---------------|---------------------|
| Easter Seals Nevada | 4/1/13-6/30/14 | \$ 800,000 | \$ 186,768 | \$ 48,267 | \$ 235,036 | 29.38% | \$ 564,964 |
| Foundation for an Independent Tomorrow | 7/1/12-6/30/14 | \$ 1,400,000 | \$ 966,899 | \$ - | \$ 966,899 | 69.06% | \$ 433,101 |
| Lincoln County School District | 10/1/12-6/30/14 | \$ 100,000 | \$ 49,617 | \$ 23,806 | \$ 73,424 | 73.42% | \$ 26,576 |
| Nye Communities Coalition | 7/1/11-6/30/14 | \$ 1,700,000 | \$ 870,203 | \$ 613,974 | \$ 1,484,178 | 87.30% | \$ 215,822 |
| Total | | \$ 4,000,000 | \$ 2,073,488 | \$ 686,048 | \$ 2,759,536 | 68.99% | \$ 3,781,450 |

WIA PY12/13 MOUs

| Provider | Contract Dates | Contract Award | Adult Expenditures | DW Expenditures | Total Invoiced | % Spent | Remaining Balance |
|------------------------------|-----------------|-------------------|--------------------|------------------|-------------------|---------------|-------------------|
| Academy of Human Development | 8/1/13-10/31/14 | \$ 150,000 | \$ 37,741 | \$ 37,741 | \$ 75,483 | 50.32% | \$ 74,517 |
| Urban League | 2/1/13-1/31/14 | \$ 150,000 | \$ 59,264 | \$ 56,300 | \$ 115,564 | 77.04% | \$ 34,436 |
| Total | | \$ 300,000 | \$ 97,006 | \$ 94,041 | \$ 191,047 | 63.68% | \$ 108,953 |

WIA PY13 NEG

| Provider | Contract Dates | Contract Award | Adult Expenditures | DW Expenditures | Total Invoiced | % Spent | Remaining Balance |
|--|-----------------|---------------------|--------------------|-----------------|-----------------|--------------|-------------------|
| Easter Seals Nevada | 12/1/13-6/30/14 | \$ 100,000 | \$ - | \$ - | \$ - | 0.00% | \$ 100,000 |
| Foundation for an Independent Tomorrow | 12/1/13-6/30/14 | \$ 150,000 | \$ - | \$ - | \$ - | 0.00% | \$ 150,000 |
| GNJ Family Life Center | 12/1/13-6/30/14 | \$ 150,000 | \$ - | \$ - | \$ - | 0.00% | \$ 150,000 |
| Goodwill of Southern Nevada | 12/1/13-6/30/14 | \$ 150,000 | \$ - | \$ - | \$ - | 0.00% | \$ 150,000 |
| Nevada Hospital Association | 12/1/13-6/30/14 | \$ 150,000 | \$ - | \$ 9,913 | \$ 9,913 | 6.61% | \$ 140,087 |
| Nevada Partners, Inc | 12/1/13-6/30/14 | \$ 150,000 | \$ - | \$ - | \$ - | 0.00% | \$ 150,000 |
| So. NV Regional Housing Authority | 12/1/13-6/30/14 | \$ 150,000 | \$ - | \$ - | \$ - | 0.00% | \$ 150,000 |
| Total | | \$ 1,000,000 | \$ - | \$ 9,913 | \$ 9,913 | 0.99% | \$ 990,087 |

| | | | | | | | |
|---------------------------------|--|----------------------|---------------------|---------------------|---------------------|---------------|----------------------|
| Total PY11-PY12 Adult/DW | | \$ 14,900,000 | \$ 5,001,340 | \$ 2,083,755 | \$ 7,085,095 | 47.55% | \$ 10,355,891 |
|---------------------------------|--|----------------------|---------------------|---------------------|---------------------|---------------|----------------------|

71%

29%

**Workforce Connections
Adult and Dislocated Worker Funding Plan
PY 2013 Projections**

| | Prior Year PY2012 Budget | Current Year PY2013 Budget | Remaining Available Funds | Projections Based on Monthly Invoices | | | |
|--|--------------------------------|----------------------------------|---------------------------------|---------------------------------------|-----------------------------|-------------------------|------------------------|
| | | | | Jan-Mar 2014 3 Months | Apr-Jun 2014 3 Months | Next Program Year | Remaining |
| REVENUES (Available as of January 29, 2013) | | | | | | | |
| PY2012 Incentive Funding for June 2013 Performance | 75,000 | Unknown | | | | | |
| PY2011 Adult and DW Funding | 4,893,039 | | | | | | |
| PY2012 Adult and DW Funding | 13,164,641 | 4,799,970 | - | | | | - |
| PY2011/2012 Additional Dislocated Worker Funding (Begin 5/2013) | 2,707,512 | 1,870,101 | - | | | | - |
| PY2013 Adult and DW Funding | | 14,806,576 | 13,617,954 | 4,879,000 | 5,109,165 | 2,800,000 | 829,789 |
| TOTAL REVENUES | 20,840,192 | 21,476,647 | 13,617,954 | 4,879,000 | 5,109,165 | 2,800,000 | 829,789 |
| EXPENDITURES | | | | | | | 0.49 Months |
| Community Resources | | | | | | | |
| PY2011 Extend Adult and DW Contracts (One-Stop Center Partners) | - | 4,950,000 | 2,934,414 | 1,440,000 | 1,440,000 | | |
| PY2011 Extend Adult and DW Contracts (Home Office Locations) | 9,753,138 | 5,728,950 | 2,540,987 | 1,260,000 | 1,260,000 | | |
| PY2011 Nye Rural Services | 1,076,043 | 582,779 | 320,822 | 144,000 | 144,000 | | |
| PY2012 Reentry Program | 700,000 | 782,573 | 433,101 | 210,000 | 210,000 | | |
| PY2012 Adults with Disabilities | 800,000 | 729,448 | 564,964 | 105,000 | 105,000 | | |
| PY2012 Lincoln County Rural Services | 100,000 | 95,667 | 68,576 | 30,000 | 30,000 | | |
| PY2013 Veterans (To June 2015) | - | 800,000 | 800,000 | 50,000 | 150,000 | 600,000 | |
| PY2012 Urban League Computer Center (To Feb 2014) | 150,000 | 92,443 | 34,436 | 15,000 | | | |
| PY2013 Academy of Human Development Computer Center (To Oct 2014) | - | 150,000 | 74,517 | 20,000 | 20,000 | 32,000 | |
| PY2013 One-Stop Center Operations - Charleston | - | 392,734 | 202,506 | 90,000 | 90,000 | | |
| PY2013 One-Stop System Operations | 1,855,600 | 1,284,884 | 941,362 | 375,000 | 375,000 | | |
| Operations | | | | | | | |
| PY2013 Administration and Programs | 3,438,540 | 3,861,314 | 2,127,039 | 1,095,000 | 955,165 | | |
| Pending Projects or Contracts | | | | | | | |
| PY2013 Urban League Computer Center (To June 2015) | | 170,000 | 170,000 | 20,000 | 30,000 | 120,000 | |
| PY2013 Academy of Human Development Computer Center (To June 2015) | | 88,000 | 88,000 | | | 88,000 | |
| Additional ADW Funding Home Office (FIT) | | 50,000 | 50,000 | | 50,000 | | |
| Additional ADW Funding One-Stop (FIT) | | 50,000 | 50,000 | | 50,000 | | |
| PY2013 New Adult and DW (New Rural - Mesquite/Laughlin) | | 200,000 | 200,000 | 25,000 | 75,000 | 100,000 | |
| PY2013 Pre-apprenticeship Program (RTC Construction/Other) | | 625,000 | 625,000 | | 125,000 | 500,000 | |
| Projected - First Quarter Obligations for PY2014 Awards | | | 1,360,000 | | | 1,360,000 | |
| TOTAL | 17,873,321 | 20,633,792 | 13,585,724 | 4,879,000 | 5,109,165 | 2,800,000 | |

PY2012 funding period is available July 1, 2012 through June 30, 2014 (after two years, funds revert to the State for one additional year)

PY2013 funding period is available July 1, 2013 through June 30, 2015 (after two years, funds revert to the State for one additional year)

| | WC Operations | Service Provider | One-Stop Ctr/Sys | Total | |
|--|------------------|---------------------|---------------------|------------|------|
| One Stop System/Center | 3,861,314 | 6,425,000 | 1,677,618 | 11,963,932 | 58% |
| Home Office and Affiliate Locations | | 7,290,971 | 500,443 | 7,791,414 | 38% |
| Rural Locations | | 878,446 | - | 878,446 | 4% |
| Total Community Resources | 3,861,314 | 14,594,417 | 2,178,061 | 20,633,792 | 100% |
| | 19% | 71% | 11% | 100% | |