

workforce **CONNECTIONS**
ADULT & DISLOCATED WORKER PROGRAM COMMITTEE

Wednesday, June 19, 2013

9:30 AM

7251 W. Lake Mead Blvd., Suite 200

Las Vegas, NV 89128

Voice stream link: <http://www.nvworkforceconnections.org/mis/listen.php>

This meeting has been properly noticed and posted in the following locations:

City of North Las Vegas, 2200 Civic Center Dr., North Las Vegas, NV
Clark County, County Clerk's Office 500 S. Grand Central Parkway, Las Vegas, NV
Esmeralda County Courthouse, 233 Crook Street, Goldfield, NV
Henderson City Hall, 240 Water Street, Henderson, NV
City Hall, Boulder City, 401 California Ave., Boulder City, NV
workforce CONNECTIONS, 7251 W. Lake Mead Blvd., Las Vegas, NV
Nevada JobConnect, 3405 S. Maryland Pkwy., Las Vegas, NV
Lincoln County 181 Main Street Courthouse, Pioche, NV
Nye County School District, 484 S. West St., Pahrump, NV
Pahrump Chamber of Commerce, 1302 S. Highway 160, Pahrump, NV

This Agenda is also available at www.nvworkforceconnections.org.

COMMENTARY BY THE GENERAL PUBLIC

This Board complies with Nevada's Open Meeting Law, by taking Public Comment at the beginning of the meeting immediately after the Board approves the Agenda and before any other action is taken, and again before the adjournment of the meeting

As required by Nevada's Open Meeting Law, the (Board, Committee or Council) may only consider items posted on the agenda. Should you wish to speak on any agenda item or comment on any other matter during the Public Comment Session of the agenda; we respectfully request that you observe the following:

1. Please state your name and home address for the record
2. In fairness to others, groups or organizations are requested to designate one spokesperson
3. In the interest of time, please limit your comments to three (3) minutes. You are encouraged to give brief, non-repetitive statements to insure that all relevant information is presented.

It is the intent of the (Board, Committee or Council) to give all citizens an opportunity to be heard.

Welcome to our meeting.

Auxiliary aids and services are available upon request to individuals with disabilities by notifying Dianne Tracy, in writing at 7251 W. Lake Mead, #200, Las Vegas, NV 89128; or by calling (702) 638-8750; or by fax (702) 638-8774. The TTY/TDD access number is (800) 326-6868 / Nevada Relay 711. A sign language interpreter may be made available with twenty-four (24) hours advance notice.

An Equal Opportunity Employer/Program.

NOTE: MATTERS IN THIS AGENDA MAY BE TAKEN OUT OF ORDER.

Adult & Dislocated Worker Program Committee members: Valerie Murzl, Chair; Daniel Rose, Vice-Chair; Chelle Bize'; Hannah Brown; Matt Cecil; Mark Edgel; Dr. David Lee; Lynda Parven; Charles Perry; Maggie Arias-Petrel; Mujahid Ramadan; and Bill Regenhardt.

All items listed on this Agenda are for action by the Adult and Dislocated Worker Program Committee unless otherwise noted. Action may consist of any of the following: approve, deny, condition, hold or table. Public Hearings may be declared open by the Chairperson, as required for any of the items on this Agenda designated for discussion or possible action or to provide direction and recommendations to workforce CONNECTIONS.

AGENDA

1. Call to order, confirmation of posting and roll call.
2. **ACTION:** Approve the agenda with inclusions of any emergency items and deletion of any items.
3. **FIRST PUBLIC COMMENT SESSION:** Members of the public may now comment on any matter posted on this Agenda, which is before this Committee for consideration and action today. Please clearly state and spell your name and state your address for the record. Each public comment will be limited to three (3) minutes.
4. **INFORMATION:** Election of Chair and Vice-Chair for the Adult and Dislocated Worker Committee.....1
5. **DISCUSSION AND POSSIBLE ACTION:** Approve the meeting minutes of May 8 2013.....4
6. **DISCUSSION AND POSSIBLE ACTION:** Approve staff's recommendation to amend Latin Chamber of Commerce Community Foundation's One Stop Contract from \$400,000 to \$800,000 to accommodate an additional co-located staff member at the One Stop.
7. **INFORMATION:** Las Vegas Urban League Computer Lab Metrics.....8
8. **DISCUSSION AND POSSIBLE ACTION** Review and approve staff's recommendation based on community needs, in the service delivery area, to fund Academy of Human Development's proposal in the amount of \$250,000 to operate a community resource center in support of local area job seekers. The computer center or resource laboratory will serve as an Affiliate One-Stop Career Center linked to Workforce Connections' Comprehensive One-Stop Career Center.....9
9. **INFORMATION:** Employment, Training, Wage, and Job Title Reports.....12
10. **INFORMATION:** Adult and Dislocated Worker Fiscal Report.....24
11. **INFORMATION:** ADW Committee Member Comments.
12. **SECOND PUBLIC COMMENT SESSION:** Members of the public may now comment on any matter or topic, which is relevant to or within the authority or jurisdiction of the Board. You may comment now even if you commented earlier, however, please do not simply repeat the same comment you previously made. Please clearly state and spell your name and state address for the record. Each comment will be limited to three (3) minutes.
13. Adjournment



Valerie A. Murzi
Senior Vice President of Human Resources and Training
Station Casinos, LLC
1505 So. Pavilion Center Drive
Las Vegas, NV 89135
702-495-3458

Professional Background Overview:

Senior Vice President of Human Resources and Training for Station Casinos, LLC for over 16 years, overseeing one of the Country's largest locals gaming companies with over 12,000 employees.

Has been in Human Resources in the Hospitality industry for over 30 years and serves as the expert in all Human Resources and Training related matters and provides appropriate legal expertise as necessary. Valerie has extensive experience in Mergers & Acquisitions, New Openings, Employee Relations, Compliance, Benefits and Compensation, Union Avoidance, Recruitment, Employment and Retention, as well as Organizational Development and Succession Planning.

Responsible for practicing, supporting, evolving and promoting Station Casinos' *"Beyond the Best"* Company-wide culture and demonstrating Station Casinos' Championship Service Standards at all times. Designed, implemented and administers a \$100 million benefit program, including but not limited to health, prescription, vision, dental, life and \$125 million 401(k) retirement program.

Created a non-traditional platform of benefits i.e. 24/7 On-site Child Care, Citizenship, Home Ownership Program, Computer Purchase Program, Value Program, Foreclosure Assistance, GED Assistance and Resource Guide, many of which have received National recognition.

Represents the Company by maintaining a high profile in the community and industry by establishing partnerships; serving on Boards; speaking engagements; volunteer work and memberships in organizations.

Employment Experience:**Station Casinos LLC. 1997 - Present**

Senior Vice President of Human Resources and Training

New Hotel/Casinos – Opened 4: Green Valley Ranch, Red Rock Resort, Aliante Station, Sacramento and Michigan

Mergers & Acquisitions – Opened 10: Santa Fe Station, Fiesta Henderson, Fiesta Rancho, Wild Wild West, Gold Rush, Wildfire Rancho, Wildfire Boulder, Wildfire Lanes, The Greens, Lake Mead Lounge

MOA Hospitality 1990 – 1997

Vice President of Human Resources

Chicago –based franchisee, who owned and operated 135 motels/hotels in 36 states

Marriott Corporation 1980 – 1990

Director of Human Resources

Los Angeles Marriott Airport Hotel/Opened Maui Marriott Hotel/Promoted to the Santa Barbara Biltmore Marriott/Promoted to the Newport Beach Marriott Hotel

Board Memberships:

St. Elizabeth Ann Seton Catholic Church Pastoral Council Vice President

F.B.I. Citizens Academy Alumni Association Board of Trustees Member

The Mob Museum Board of Director's Member

Advisory Board of the Special Olympics of Southern Nevada

Southern Nevada Workforce Connections Board

Centennial Hills Hospital Board of Governors and Quality Committee

President of Stone Canyon's Homeowners Association

Accomplishments/Awards:

Strategically designed an HR/Training function that led to Station Casinos winning a place on the prestigious FORTUNE "100 Best Companies To Work For" list four years in a row in 2005 (Ranked #54), 2006 (Ranked #55), 2007 (Ranked #18) and 2008 (Ranked #33)

"HR Executive of the Year Honoree" by Human Resource Executive Magazine

"Woman of the Year" from the Network of Executive Women in Hospitality (NEWH)

"Working Mother of the Year" from Moms in Business

"Community Achievement Award" from the Las Vegas Chamber of Commerce

"Senatorial Recognition" from John Ensign "For making a real difference in the minds and lives of the young children of Nevada"

"Unsung Hero" and the "Humanitarian of the Year" award from Goodwill for efforts in building a strong partnership between Station and Goodwill

"Community Excellence Award" by The Asian American Group as one of the first recipients

"Women of Distinction Award" from Immaculate Conception High School Alumni

U.S. Department of Justice Federal Bureau of Investigation (FBI) Citizens' Academy Program Graduate

Daniel Rose
Training Director
Local #88 Training Center
2540 Marco Street
Las Vegas, NV 89115
Ph. (702) 632-3014
Fax (702) 632-3018
dan@88training.com

WORK HISTORY

Local #88 Training Director 1994 - present
Local #88 Instructor 1990 – present
Shop Foreman – Hansen Mechanical 1990 – 1994
Sheet Metal Journeyman – Hansen Mechanical 1985 – 1990
Sheet Metal Apprentice – Hansen Mechanical 1981 – 1985
Heavy Equipment Operator – Pabco Gypsum 1978 – 1982
Physical Therapy Technician – UMC 1973 – 1978

EDUCATION

Bachelor of Arts in Labor Studies - National Labor College 2007
Educational Planning Instructor Training Program- National Labor College 2006
Basic Organizing 2006
Business Agents Conference 2011
Continuing Professional Instructor Programs 2006, 2007, 2008, 2009, 2010, 2011
OSHA 502 – ITI - 2005
Continuing Professional Instructor Program 2005
Foster Parenting Classes 2004-2011
Hazardous Waste Worker Training Program 2002
Train the Trainer Hazardous Waste Worker Training Program 2002
OSHA 502 – ITI - 2001
Test Supervisor Course - 2000
OSHA 500 – ITI – 1997
COMET II – SMWIA-1996
COMET I - SMWIA-1995
Sheet Metal Advanced Instructor Training 1993, 1994, 1995, 1997 –OSU/ITI
Sheet Metal Basic Instructor Training 1992 –OSU/ITI
Sheet Metal Local #88 Apprenticeship 1981 – 1985 – Las Vegas, Nevada
Graduated Valley High School 1973 – Las Vegas, Nevada

AWARDS / COMMUNITY SERVICE / COMMITTEES

Western Apprenticeship Planning Committee Secretary 2011
Appointed to International Accreditation Committee 2006 - present
United Way of Southern Nevada Commitment to Education Committee -2005-2007
Shelter/Foster Parent – 2004 - present
SNWIB Youth Council – 2004 – present
Workforce Investment Board Labor Committee – 2004
Local #88 Executive Board Member – 2000 - 2006
Workforce Investment Board 2000 – present
OSHA Review Board 2002 - 2009
School to Careers Oversight Committee 1998
School to Careers Steering Committee 1998
Silver State Citizen Award 1998
Upbeat Parent Award 1999
Habitat for Humanities 1999
Installed metal roof on Boy Scout Camp (Mt. Potossi)
Western Apprenticeship Coordinators Association – Secretary/Treasure 1995 – 1997
Western Apprenticeship Coordinators Association – President 1997 – 1999
Step-Up Committee member 1996 – 1998
CHOICES presenter 1997 – present
PAYBAC speaker 1995 – 2005
Western States Apprenticeship Planning Committee – 1994 - present
Graduated Sheet Metal Apprenticeship – Graduated top 3 - 1985
Graduated Valley High School – top 10 percent 1973

ADULT & DISLOCATED WORKER COMMITTEE MINUTES

May 8, 2013

9:30 AM

workforce **CONNECTIONS**

Conference Room

7251 W. Lake Mead Blvd., Suite 200

Las Vegas, NV 89128

Members Present

Valerie Murzl
Chelle Bize'(via telephone)
Maggie Arias-Petrel (via telephone)
Bill Regenhardt (via telephone)
Dan Rose
David Lee
Matt Cecil
Lynda Parven

Carol Turner

Others Present

Norma Zamora – BCA
Maria Flores -BCA
Janet Blumen –FIT
Jake McClelland –FIT
Penny Hagen – FIT
Donna Bensing – New Horizons CLC
Maureen Cudal-Griffin – New Horizons CLC
Helicia Thomas –GNJ Family Life Center
Dr. Tiffany Tyler –Nevada Partners
Janice Rael, - Nevada Partners
Joleen Arnold – Easter Seals Nevada
Thresea Kaufman – NHA HC
Tracey Torrence –SNRHA
Lee Quick -SNRHA
Rene Cantu, Jr. –Latin Chamber
Debra Tarantino – Latin Chamber
Sharon Morales – Latin Chamber
Stacey Smith - NYECC
Nield Montgomery – The Learning Center
Linda Montgomery – The Learning Center
Elizabeth McDaniels – Goodwill
Sherry Ramsey – Goodwill
Vincent Miller – Goodwill

Members Absent

Hannah Brown
Mark Edgel
Charles Perry
Mujahid Ramadan

Staff Present

Debra Collins
Jaime Cruz
Heather DeSart
Cynthia Edwards
Norma Fernandez
Kelly Ford
Ardell Galbreth
Janice Greer
LeVerne Kelley
Jeannie Kuennen
Jim Kostecki
Brett Miller
Emilio Pias

(It should be noted that not all attendees may be listed above)

Agenda Item 1 - Call to Order, confirmation of posting, roll call

Chair, Valerie Murzl, called the meeting to order at 9:40 a.m. Staff confirmed the meeting had been properly noted and posted in accordance with the Nevada Open Meeting Law. A roll call was taken and a quorum was present.

Agenda Item 2 –ACTION: Approval of agenda with inclusions of any emergency items and deletion of any items.

Agenda item #7 is being deleted from the agenda. Executive Director, Ardell Galbreth informed the committee that staff needed more time to vet this item and that it would be brought back at another time. *A motion to approve the agenda with the deletion of agenda item # 7, was made by Bill Regenhardt and seconded by David Lee. The motion carried.*

Agenda Item 3 - First Public Comment Session: None.

Agenda Item 4 – INFORMATION: Welcome new ADW Committee members, Lynda Parven and Mujahid Ramadan.

Chair, Valerie Murzl, welcomed new member, Lynda Parven to the Adult and Dislocated Workers Committee and inquired if she'd like to say a few words about why she chose to serve on this committee. Ms. Parven stated she was happy to be back on the Board and that she chose the ADW committee because she has always thought that it was run smoothly and was a tight ship. Ms. Murzl also welcomed Mujahid Ramadan in absentia.

Agenda Item 5- INFORMATION: Board Members who desire to serve as Chair or Vice-Chair for the following Committees should submit their name and the office in which they desire to serve to Ardell Galbreth by 3:00 p.m. on May 29, 2013.

Budget & Finance Committee (Election will be held on June 5, 2013)

Adult & Dislocated Worker Program Committee (Election will be held on June 12, 2013)

Youth Council (Election will be held on June 12, 2013). No discussion was held on this item.

Agenda Item 6- DISCUSSION AND POSSIBLE ACTION: Approve the meeting minutes of April 10, 2013.

A motion to approve the meeting minutes of April 10, 2013 was made by Dan Rose and seconded by Maggie Arias-Petrel. The motion carried.

Agenda Item 7- DELETED

Agenda Item 8- DISCUSSION AND POSSIBLE ACTION: Accept staff's recommendation to re-issue the following incumbent funded partners' contracts for PY 2013 in the following amounts totaling:

Program Year 2013 Funding Recommendations					
Contractor (in alphabetical order)			Amount for home office	Amount for One Stop	Total Amount
Bridge Counseling Associates			\$600,000.00	\$400,000.00	\$1,000,000.00
Foundation for an Independent Tomorrow			\$600,000.00	\$800,000.00	\$1,400,000.00
GNJ Family Life Center			\$600,000.00	\$400,000.00	\$1,000,000.00
Goodwill of Southern Nevada			\$600,000.00	\$400,000.00	\$1,000,000.00
Latin Chamber of Commerce Community Foundation			\$600,000.00	\$400,000.00	\$1,000,000.00
Nevada Hospital Association			\$600,000.00	\$400,000.00	\$1,000,000.00
Nevada Partners, Inc.			\$600,000.00	\$1,200,000.00	\$1,800,000.00
Southern Nevada Regional Housing Authority			\$600,000.00	\$400,000.00	\$1,000,000.00
Total			\$4,800,000.00	\$4,400,000.00	\$9,200,000.00

Deputy Director, Heather DeSart, informed the committee that rather than engage in an RFP process this year, all of the contracts of the current funded partners would be closed on June 30th, remaining funds recaptured and new contracts issued on July 1, 2013. Ardell Galbreth, Heather DeSart, Fiscal and Program staff worked together to arrive at the most equitable split of funding for partners who would be co-located in the One-Stop as well as those who would be housed in brick and mortar offices.

Ms. DeSart noted that all of the brick and mortar offices received the same amount of funding, and the co-located partners received \$400,000 for each F.T.E. (full time employee) housed in the one stop. Ms. DeSart further stated there was additional funding remaining and that there would possibly be one more partner co-located in the one stop.

Following a brief discussion a motion was made to *accept staff's recommendation to re-issue the incumbent funded partners 'contracts for PY 2013 in the recommended amounts totaling \$9,200,000.00, by David Lee and seconded by Chelle Bize. The motion carried.*

Agenda Item 9 - DISCUSSION AND POSSIBLE ACTION: Accept staff's recommendation to execute no-cost extension contracts with Lincoln County School District and Nye Communities Coalition to June 30, 2014.

Heather DeSart informed the committee that the Rurals had a much more difficult time spending their money due to the lack of employment or educational opportunities available. Rather than give them more money the decision was made to do a no-cost extension and continue to work with them to help them broaden their service delivery out in the Rural areas. There is additional funding set aside for the Rurals in the future and there have been discussions about doing a Rural RFP.

Dr. Lee inquired if the Rural agencies would be participating in the one-stop. Heather DeSart replied that rural partners would participate in the one-stop system but would not to her knowledge, have co-located representatives in the one-stop center due to the impracticality of requiring those partner to commute to the center. Ardell Galbreth noted that more information about how the one-stop system works would be brought to the committee in the future. Mr. Galbreth further stated that with the availability and capability of technology, individuals residing in the rural areas will have the same opportunities to access services as individuals coming to the brick and mortar location.

A motion to accept staff's recommendation to execute no-cost extension contracts with Lincoln County School District and Nye Communities Coalition to June 30, 2014, was made by Maggie Arias-Petrel and seconded by Lynda Parven. The motion carried.

Agenda Item 10- INFORMATION: Adult and Dislocated Worker Fiscal Report

Jim Kostecki reviewed the fiscal report with the committee and stated the report represented invoices that were received up through March 2013 from all of the funded partners. The partners should be approximately 75% spent as there are three months remaining in the program year. Mr. Kostecki stated that the committee just approved the no cost extensions for the Rurals and noted that two new line items, for FIT Re-entry and Easter Seals have been added. Mr. Kostecki reiterated that all of the partners contracts, with the exception of the Rurals, Easter Seals, and FIT Re-entry would be closed on June 30, 2013 and new contracts reissued July 1, 2013.

Agenda Item 11 - INFORMATION: Employment and Training Report

Heather DeSart went over the report with the committee and stated that these reports were a vast improvement over reports previously submitted. Ms. DeSart introduced new staff member, Brett Miller, who will responsible for configuring future reports. For future reports, some of the committee members had specific requests. Chelle Bize asked to see job titles related to each industry in a future report, Matt

Cecil asked to see a wage range as well as a median wage, and Dan Rose asked to see the number of participants that is related to the information in the pie charts as well as which partners are training in which sectors.

Agenda Item 12 - INFORMATION: Sector Snapshot Report

Heather DeSart stated that this report was in response to a request from a Board member who asked to be informed about the various sector councils. Ms. DeSart further stated that a staff member has been assigned to each sector council in an ex officio capacity in order to bring back the information from the meetings. Matt Cecil inquired if there was any way to know which sectors were impacting the Rurals. Chief of Sector Initiatives, Jaime Cruz, replied that no, at this time that information was not being gathered by the sector councils. Ardell Galbreth informed Mr. Cecil that these were industry sectors that have been identified in the state plan by the Governor's Board and what Mr. Cecil was referring to were regional sectors which would require us to gather the information to bring back to the committee.

Agenda Item 13 - SECOND PUBLIC COMMENT SESSION: Members of the public may now comment on any matter or topic, which is relevant to or within the authority or jurisdiction of the Board. You may comment now even if you commented earlier, however, please do not simply repeat the same comment you previously made. Please clearly state and spell your name and state address for the record. Each comment will be limited to three (3) minutes.

Janice Rael, Director of Workforce Development, Nevada Partners Inc. Ms. Rael addressed the committee and gave an update on Nevada Partners progress thus far. Nevada Partners has placed 229 individuals into employment with an average wage of \$15.48 and a Return on Investment of \$7,373,433.60. Ms. Rael further stated that Nevada Partners was contracted to serve 275 participants and they have served 371.

Rene Cantu, Latin Chamber of Commerce Community Foundation. Dr. Cantu addressed the committee and stated that Latin Chamber has enrolled 324 participants in the ADW program which exceeded the goal of 300 participants. Dr. Cantu stated that 197 participants have been placed into employment.

Committee Member, Dan Rose Local 88 Sheet Metal, informed the committee that the Local 88 apprenticeship program accepts applications the first Tuesday of the month and they are getting close to making the selection for the classes that are beginning in August. Mr. Rose stated that apprentice wages begin at \$19+ per hour plus benefit, and that the applicants they look for are the same as colleges. Mr. Rose gave the website, www.88training.com, which has all of the information needed about the application process. Heather DeSart added that entering an apprenticeship program is just like placement into employment and a positive performance measure.

Agenda Item 14 – Adjournment. *The meeting adjourned at 11:06am*

workforce CONNECTIONS
Las Vegas Urban League Computer Lab Metrics
April - May, 2013

	Computer Usage ⁽¹⁾					
	Apr 1 - Apr 30	May 1 - May 24	May 25- May 31	Apr - May	Avg. per Day	Est. Annual
# of Days	30	24	7	61		
Job Search	350	420	102	872	14	5,218
Health Card	400	175	3	578	9	3,459
Home Work	50	60	0	110	2	658
Office Suite Training				0	0	0
Computer Basics	132	200	7	339	6	2,028
Other	341	175	102	618	10	3,698
Total	1,273	1,030	214	2,517	41	15,061

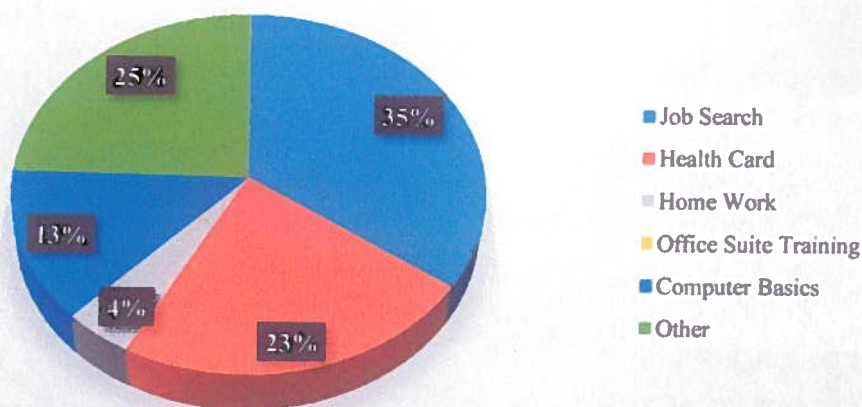
Annual Contract \$ \$147,000

Average Cost per Use \$9.76

Notes

- 1) Summary data for April 1, 2013 through May 24, 2013 was provided by Las Vegas Urban League in a spreadsheet. Data for May 25 - 31 was compiled from sign in sheets.

1024 Computer Users by Category





B-n-G Consulting L.L.C.
ACADEMY OF HUMAN DEVELOPMENT

ACADEMY OF HUMAN DEVELOPMENT PROPOSAL

I.

Entity Name	BnG Consulting L.L.C DBA Academy of Human Development
Legal Name	Academy of Human Development
Also Known As	Academy of Human Development
Mailing Address	235 North Eastern Avenue, Suite # 109
City, State, Zip Code	Las Vegas, NV 89101
Main Entity Phone	702-759-0050
Main Entity Fax	702-759-0046
Email Address	abolanos@ahdlv.org
Website Address	www.ahdlv.org
Indicate One – Non-Profit/ For-Profit/Other	For-Profit
Accreditation and Expiration Date (if applicable)	IN770700668
Tax Identification Number or Nevada Business License Number	R-25001445142030
Primary Organization Contact, Land and Cell Phone Numbers, Email	Arcadio Bolanos Office: 702-759-0050 office/ Cell: 702-419-4928 abolanos@ahdlv.org
Primary Program Contact, Land and Cell Phone Numbers, Email	Elizabeth Ortiz Office: 702-759-0050 office / Cell: 702-370-0451 eortiz@ahdlv.org
Primary Fiscal Contact, Land and Cell Phone Numbers, Email	Yvonne Griebeling Office: 702-759-0050 / Cell: 702-326-4309 ygriebeling@ahdlv.org
NAME OF PROGRAM OR TITLE OF PROJECT for which funds are requested	AHD – Community Based Computer Training Center
Amount of Funding Requested	\$ 250,000.00

235 N Eastern # 109 Las Vegas NV 89101 702-759-0050

II. EXECUTIVE SUMMARY

The Academy of Human Development (AHD) is a privately owned and operated educational institution dedicated to serving the needs of the citizens of Nevada and the Greater Las Vegas, North Las Vegas and Henderson areas, with an emphasis on educating and training/retraining the hardest to serve communities. Taking into account the goals and mission of the Silver State Health Insurance Exchange grant, we believe AHD has the infrastructure, assets, and the human and intellectual capital in place to deliver the necessary services to successfully enroll targeted populations into qualified health plans. The appropriate infrastructure as well as the effective delivery system are both already in place and utilized on a daily basis.

As a frame of reference to understanding our existing business model and delivery system, it is useful to note that since 2007, AHD has been facilitating Leadership Development/Work Readiness Classes for several state and municipal agencies and community organizations. The completion and success rate of participants in these one-week sessions is in the ninety-eighth percentile. The students range in age from teenagers who have not completed the required courses of study in order to receive their diplomas, to adults ranging in age from 18 through 70+ years of age.

In the past seven years of operation, the Academy's students have completed the State of Nevada GED program with a 92% success rate. Specifically though, AHD facilitates single and/or multiple session workshops in Life Skills, Conflict Resolution, Job Development, Experience and Skills Assessment, Skill Enhancement, Resume Writing, Communication and other related topics such as effective job interviewing, effective application completion, résumé preparation, workplace expectations and behavior, soft skills for workplace success, basic entrepreneurship, and dressing for success. In addition, the Academy works closely with community organizations, State, and local agencies to provide students with the assistance they need to reach their goals. In the many years of experience in teaching adults and teens from diverse backgrounds, the Academy staff has acquired several teaching methods of preference. These include, but are not limited to: Cognitive Training, Behavior Modification, Visual, Motivational, and most importantly by effectively engaging and connecting with the students. Our experience includes having taught adults and teens at the College of Southern Nevada, Court System, Private sector and a variety of Non-Profit and Governmental Social Service Agencies totaling more than 25 combined years of experience.

These arenas have afforded us the exposure and opportunity to prove our ability to communicate and connect with individuals of very diverse educational, socio-economic, and cultural backgrounds. Moreover, by dealing with a wide range of topics, we have learned ways to adjust teaching methods and delivery systems to fit the goal of various program objectives. Combining culturally relevant teaching methods and technology, AHD has become an agile and effective instructional institution able to educate, train, and in some cases matriculate students and clients through an array of courses and services.



II. Purpose of Activities

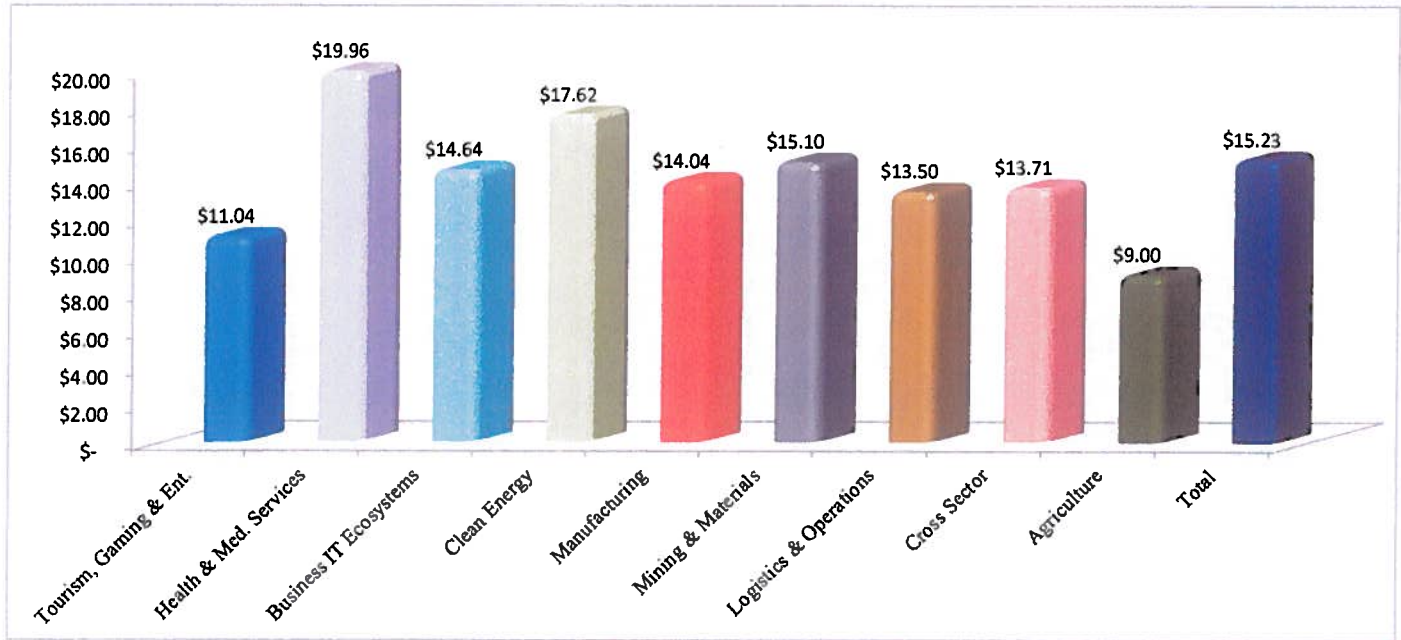
- A. *The purpose of this RFF is to utilize A.H.D. computer resources in a comprehensive and collaborative manner in order to jointly fund a Basic Skills Computer Training Center that will enhance the computer skills of local residents seeking employment .*
- B. *The Academy of Human development proposes to continue to operate its community resource center in support of local area job seekers. The computer center or resource laboratory will serve as an Affiliate One-Stop Career Center linked to Workforce Connections' Comprehensive One-Stop Career Center. The Academy of Human development is requesting assistance from Workforce Connections to continue the operations of this Computer Resource Center*

III Target Populations

The Academy of Human Development (A.H.D) will recruit participants in North Las Vegas, Las Vegas and Henderson. A.H.D. will ensure only eligible participants are enrolled by operating within our pre-screening process confirming eligibility for W.I.A, acquiring required documentation during the actual enrollment process. Currently, the Academy works closely with community organizations, State and Municipal agencies to provide students with the assistance they need to reach their goals. Specifically, since 2007 AHD has been facilitating Leadership Development/Work Readiness Classes for the State of Nevada Vocational Rehabilitation, African Community Centers, Catholic Charities of Southern Nevada, Workforce Connections, Las Vegas Latin Chamber of Commerce Community Foundation, the Southern Nevada Regional Housing Authority. The completion/success rate of participants in these one week sessions has been in the ninety-eighth percentile. In addition, our experience includes having taught adults and teens at the College of Southern Nevada, University of Nevada Las Vegas, Court Systems, and the following governmental social service agencies: Nevada State Welfare Division, Nevada Job Connect, State of Nevada Vocational Rehabilitation, African Community Centers, Catholic Charities of Southern Nevada, Workforce Connections, Latin Chamber of Commerce Foundation, HELP of Southern Nevada, GNJ Nevada, Deseret Industries, Goodwill Career Connections, North Las Vegas Police Department, Nevada Parole and Probation, University of Nevada Cooperative Extension, Children First Nevada, Olive Crest Independent Living, Hope for Prisoners, Center for Independent Living, Shannon West Center, the Southern Nevada Regional Housing Authority, Youth Advocate Program, and The Family Leadership Initiative.

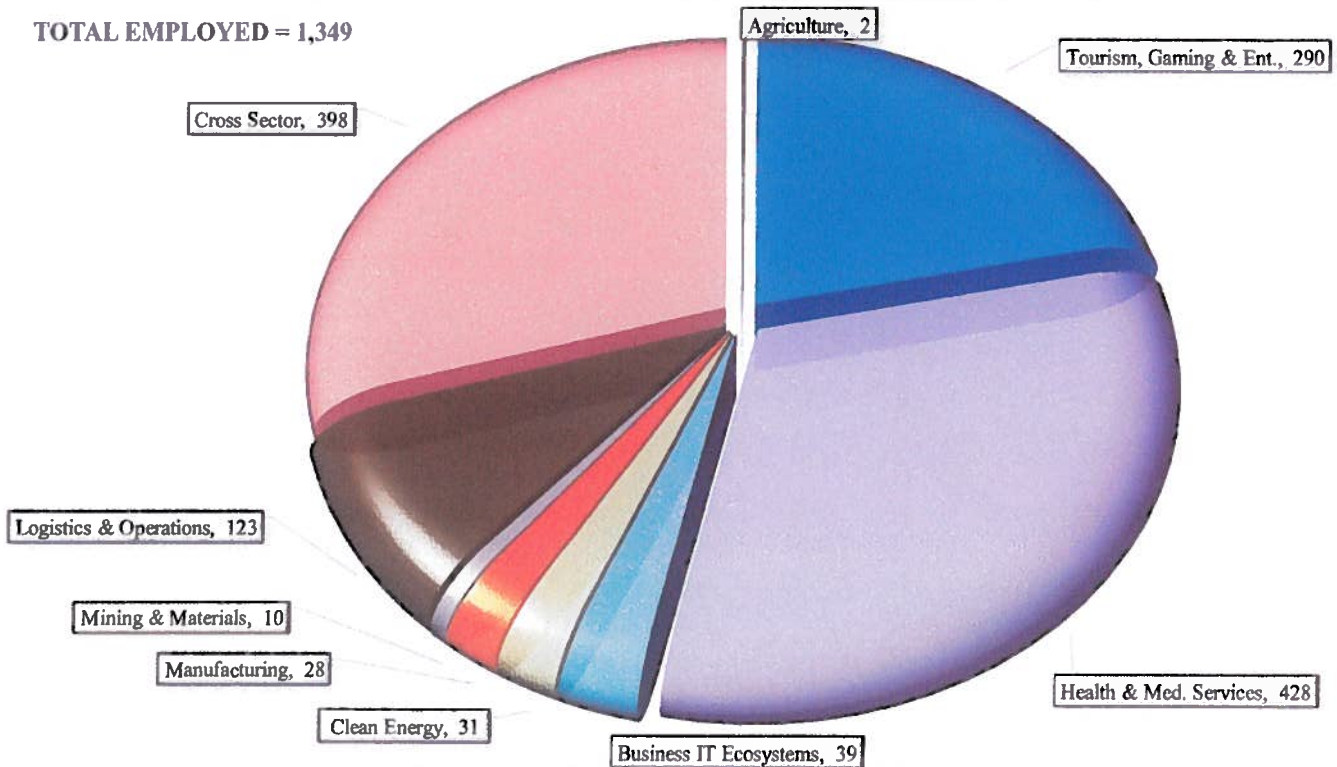
Adult and Dislocated Workers Employed by Industry Sector PYTD April, 2012

Wage by Sector



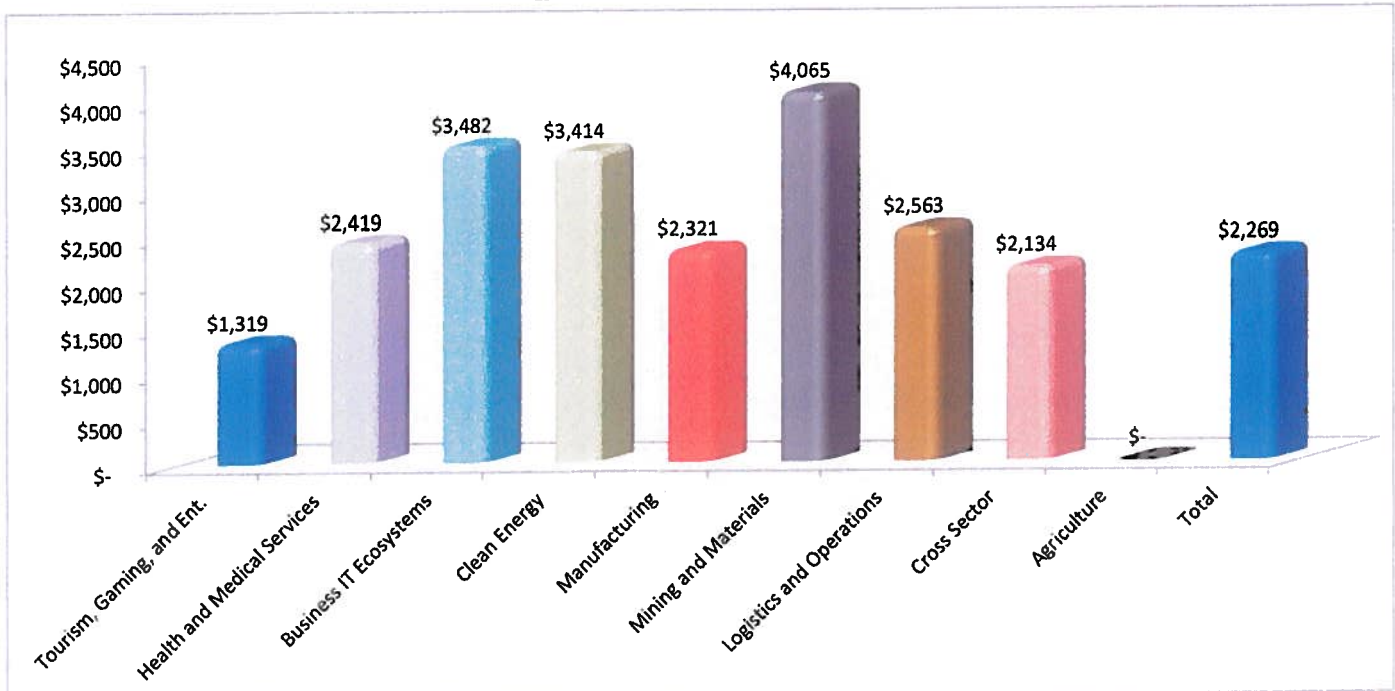
Employed by Sector

TOTAL EMPLOYED = 1,349



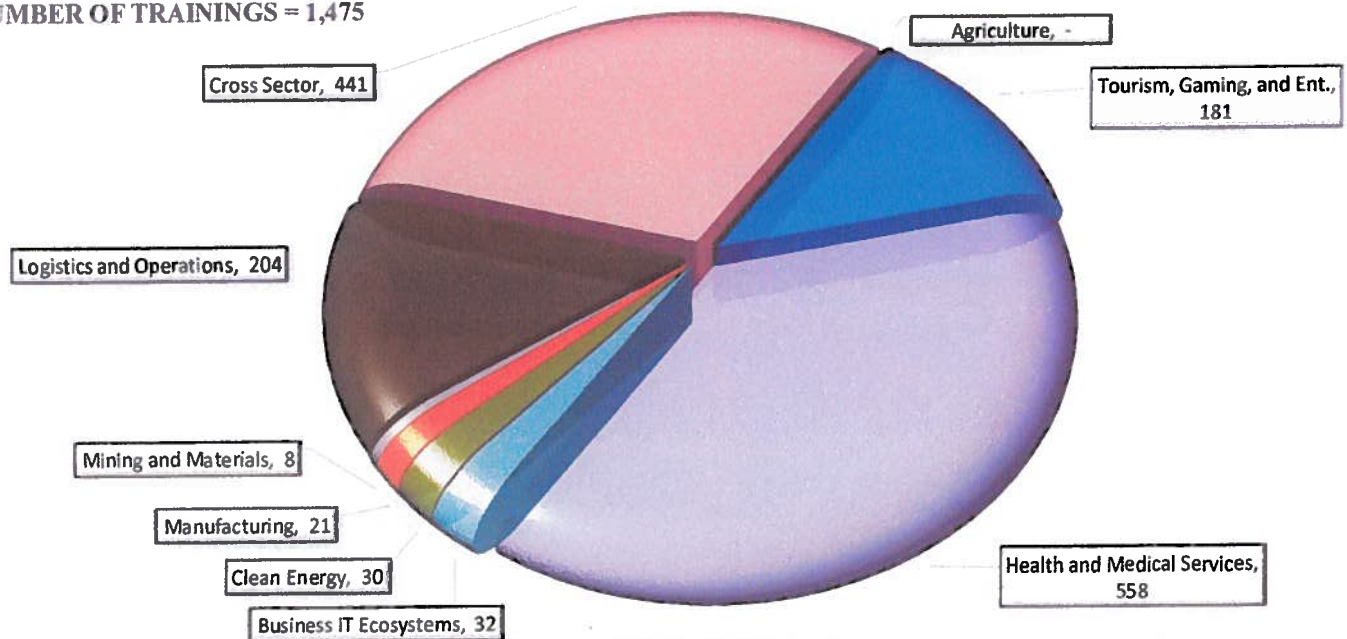
Adult and Dislocated Workers Trained by Industry Sector PYTD April, 2012

Average Training Cost by Sector



Number of Trainings by Sector

NUMBER OF TRAININGS = 1,475



workforce CONNECTIONS
Training by Locality & Sector
 PYTD April, 2012

# of Trainings										
Locality ⁽¹⁾	Sector									
	Business	Clean	Cross	Health	Logistics		Mining		Tourism	Sector Total
	IT Ecosystems	Energy	Sector	And Medical Services	And Operations	Manufacturing	And Materials	Agriculture	Gaming and Entertainment	
Clark										
Boulder City	0	0	1	8	1	0	0	0	1	11
Henderson	4	2	29	105	21	4	3	0	13	181
Indian Springs	0	0	1	0	0	0	0	0	0	1
Jean	0	0	0	1	0	0	0	0	0	1
Las Vegas	22	23	317	348	138	14	3	0	129	994
Laughlin	0	0	1	0	0	0	0	0	0	1
Mospa	0	0	0	0	1	0	0	0	0	1
North Las Vegas	6	3	77	74	34	3	2	0	30	229
Overton	0	0	1	0	0	0	0	0	0	1
Logandale	0	0	1	0	0	0	0	0	0	1
Clark Total	32	28	428	536	195	21	8	0	173	1,421
Esmeralda										
Dyer	0	0	0	0	1	0	0	0	0	1
Esmeralda Total	0	0	0	0	1	0	0	0	0	1
Lincoln										
Caliente	0	0	2	0	0	0	0	0	0	2
Lincoln Total	0	0	2	0	0	0	0	0	0	2
Nye										
Beatty	0	0	0	0	1	0	0	0	0	1
Pahrump	0	0	9	13	6	0	0	0	6	34
Nye Total	0	0	9	13	7	0	0	0	6	35
Other										
Other	0	2	2	9	1	0	0	0	2	16
Other Total	0	2	2	9	1	0	0	0	2	16
Total	32	30	441	558	204	21	8	0	181	1,475

Notes

1) Locality determined by customer home address.

workforce CONNECTIONS
Employment Wage Distribution
PYTD April, 2012

Sector	Wage Distribution				
	Minimum Wage	Median Wage	Average Wage	Max Wage	Total Employed
Tourism, Gaming, and Ent.	7.00	10.00	11.04	34.62	290
Health and Medical Services	7.00	15.50	19.96	89.90	428
Business IT Ecosystems	8.00	11.00	14.64	52.88	39
Clean Energy	8.00	15.00	17.62	40.86	31
Manu-facturing	8.50	10.65	14.04	34.00	28
Mining and Materials	9.00	16.00	15.10	18.00	10
Logistics and Operations	7.25	12.00	13.50	37.50	123
Cross Sector	7.25	12.00	13.71	50.00	398
Ag	8.50	9.00	9.00	9.50	2
Aerospace and Defense	0.00	0.00	0.00	0.00	0
Total	7.00	12.00	15.23	89.90	1,349

workforce CONNECTIONS
Job Titles Report
PYTD April, 2012

Sector / Job Title	Job Count	Avg. Wage
<u>Agriculture</u>		
Electricians	1	\$9.50
Tree Trimmers and Pruners	1	\$8.50
Agriculture	2	\$9.00
<u>Business IT Ecosystems</u>		
General and Operations Managers	1	\$29.30
Computer Hardware Engineers	1	\$26.44
Computer Specialists, All Other	1	\$25.00
Computer Support Specialists	4	\$24.60
Information and Record Clerks, All Other	1	\$18.15
Compliance Officers, Except Agriculture, Construction, Health and Safety, and Transportation	1	\$18.00
Web Developers	2	\$16.82
Network and Computer Systems Administrators	1	\$16.00
Sales and Related Workers, All Other	1	\$15.00
Bill and Account Collectors	1	\$14.90
Software Quality Assurance Engineers and Testers	3	\$14.58
Bookkeeping, Accounting, and Auditing Clerks	1	\$13.00
Computer and Information Systems Managers	1	\$13.00
Telemarketers	1	\$11.00
Customer Service Representatives	14	\$10.64
Market Research Analysts	2	\$10.00
Inspectors, Testers, Sorters, Samplers, and Weighers	3	\$8.83
Business IT Ecosystems	39	\$14.64
<u>Clean Energy</u>		
Sales Engineers	2	\$37.62
Plant and System Operators, All Other	1	\$37.00
General and Operations Managers	1	\$33.18
Executive Secretaries and Administrative Assistants	1	\$21.63
Service Unit Operators, Oil, Gas, and Mining	1	\$21.00
Aircraft Mechanics and Service Technicians	1	\$20.00
Electrical and Electronic Engineering Technicians	1	\$20.00
Geological Sample Test Technicians	1	\$19.23
Heating and Air Conditioning Mechanics and Installers	3	\$18.07
Biofuels Processing Technicians	1	\$16.00
Installation, Maintenance, and Repair Workers, All Other	1	\$16.00
Janitors and Cleaners, Except Maids and Housekeeping Cleaners	1	\$15.78
Helpers--Installation, Maintenance, and Repair Workers	1	\$15.00
Life, Physical, and Social Science Technicians, All Other	1	\$14.25
Traffic Technicians	1	\$14.00
Maintenance and Repair Workers, General	3	\$13.00
Inspectors, Testers, Sorters, Samplers, and Weighers	3	\$12.60
Customer Service Representatives	3	\$12.42
Engineers, All Other	1	\$11.00
Software Quality Assurance Engineers and Testers	1	\$10.50
Automotive Body and Related Repairers	1	\$10.00
Solar Sales Representatives and Assessors	1	\$8.25
Clean Energy	31	\$17.62
<u>Cross Sector</u>		
Tutors	1	\$50.00
Sheet Metal Workers	1	\$32.45
Electrical Power-Line Installers and Repairers	1	\$32.00
Bus and Truck Mechanics and Diesel Engine Specialists	1	\$30.00

workforce CONNECTIONS**Job Titles Report****PYTD April, 2012**

Sector / Job Title	Job Count	Avg. Wage
Operating Engineers and Other Construction Equipment Operators	1	\$30.00
Welders, Cutters, and Welder Fitters	2	\$26.00
Electricians	8	\$24.71
Carpenters	2	\$24.50
Construction and Building Inspectors	1	\$24.00
Plumbers	1	\$24.00
Plasterers and Stucco Masons	2	\$23.94
Loading Machine Operators, Underground Mining	1	\$23.82
Wind Energy Engineers	1	\$23.81
Crane and Tower Operators	1	\$23.53
Financial Analysts	2	\$21.88
Floor Layers, Except Carpet, Wood, and Hard Tiles	1	\$21.87
Registered Nurses	1	\$21.20
Accountants and Auditors	3	\$21.17
Substance Abuse and Behavioral Disorder Counselors	1	\$20.00
Social and Human Service Assistants	2	\$19.75
Truck Drivers, Heavy and Tractor-Trailer	10	\$19.22
Business Operations Specialists, All Other	1	\$18.50
Personnel Recruiters	2	\$18.18
Computer Specialists, All Other	1	\$18.00
Eligibility Interviewers, Government Programs	1	\$18.00
Employment, Recruitment, and Placement Specialists	1	\$18.00
Construction Laborers	29	\$17.93
Recreational Therapists	1	\$17.78
Office and Administrative Support Workers, All Other	4	\$17.73
Accountants	2	\$17.50
Court Clerks	1	\$17.08
First-Line Supervisors/Managers of Mechanics, Installers, and Repairers	2	\$17.02
General and Operations Managers	2	\$17.00
Education Administrators, Preschool and Child Care Center/Program	3	\$16.79
Chefs and Head Cooks	1	\$16.50
Social Workers, All Other	3	\$16.33
Mental Health Counselors	2	\$16.25
Child, Family, and School Social Workers	4	\$16.24
Maintenance and Repair Workers, General	5	\$16.16
Property, Real Estate, and Community Association Managers	1	\$16.00
Counselors, All Other	2	\$15.40
Community and Social Service Specialists, All Other	1	\$15.05
Insurance Sales Agents	10	\$15.03
Heating, Air Conditioning, and Refrigeration Mechanics and Installers	1	\$15.00
Structural Iron and Steel Workers	1	\$15.00
Postal Service Mail Carriers	1	\$14.89
Postal Service Clerks	2	\$14.80
Administrative Services Managers	4	\$14.53
Healthcare Support Workers, All Other	2	\$14.50
Lawyers	1	\$14.50
Loan Interviewers and Clerks	1	\$14.42
Paralegals and Legal Assistants	5	\$14.42
Bookkeeping, Accounting, and Auditing Clerks	3	\$14.33
Executive Secretaries and Administrative Assistants	10	\$14.17
Loan Officers	2	\$14.03
Electrical and Electronic Engineering Technicians	1	\$14.00
Fitness and Wellness Coordinators	1	\$14.00
Vocational Education Teachers, Middle School	1	\$13.75
First-Line Supervisors/Managers of Office and Administrative Support Workers	3	\$13.67
Maids and Housekeeping Cleaners	3	\$13.66

workforce CONNECTIONS
Job Titles Report
PYTD April, 2012

Sector / Job Title	Job Count	Avg. Wage
Baggage Porters and Bellhops	1	\$13.56
Financial Specialists, All Other	1	\$13.50
Payroll and Timekeeping Clerks	1	\$13.40
Computer Support Specialists	3	\$13.27
Order Fillers, Wholesale and Retail Sales	1	\$13.22
Building Cleaning Workers, All Other	1	\$13.00
Bus Drivers, School	1	\$13.00
Chemists	2	\$13.00
Title Examiners, Abstractors, and Searchers	1	\$13.00
Painters, Construction and Maintenance	5	\$12.80
Advertising and Promotions Managers	2	\$12.75
Bill and Account Collectors	3	\$12.67
Educational, Vocational, and School Counselors	2	\$12.63
Sales Representatives, Services, All Other	3	\$12.58
Purchasing Managers	1	\$12.50
Compliance Officers, Except Agriculture, Construction, Health and Safety, and Transportation	1	\$12.00
Correspondence Clerks	1	\$12.00
Grounds Maintenance Workers, All Other	1	\$12.00
Human Resources Assistants, Except Payroll and Timekeeping	1	\$12.00
Installation, Maintenance, and Repair Workers, All Other	1	\$12.00
Personal Financial Advisors	1	\$12.00
Residential Advisors	1	\$12.00
Roofers	1	\$12.00
Sales and Related Workers, All Other	1	\$12.00
Sales Representatives, Wholesale and Manufacturing, Technical and Scientific Products	1	\$12.00
Taxi Drivers and Chauffeurs	1	\$12.00
Assemblers and Fabricators, All Other	2	\$11.75
NULL	8	\$11.56
Teachers and Instructors, All Other	2	\$11.50
Customer Service Representatives	26	\$11.25
Driver/Sales Workers	2	\$11.25
Elementary School Teachers, Except Special Education	1	\$11.25
Teacher Assistants	5	\$11.16
Preschool Teachers, Except Special Education	5	\$11.01
Cooks, All Other	1	\$11.00
Office Clerks, General	2	\$11.00
Security Guards	25	\$10.91
Automotive Service Technicians and Mechanics	6	\$10.79
Social and Community Service Managers	1	\$10.75
Receptionists and Information Clerks	4	\$10.50
Secretaries, Except Legal, Medical, and Executive	3	\$10.50
Stock Clerks- Stockroom, Warehouse, or Storage Yard	8	\$10.50
File Clerks	3	\$10.09
Automotive Glass Installers and Repairers	1	\$10.00
Automotive Specialty Technicians	2	\$10.00
Computer Operators	1	\$10.00
Data Entry Keyers	3	\$10.00
Data Warehousing Specialists	1	\$10.00
Drywall and Ceiling Tile Installers	1	\$10.00
Fitness Trainers and Aerobics Instructors	1	\$10.00
Helpers, Construction Trades, All Other	1	\$10.00
Helpers--Pipelayers, Plumbers, Pipefitters, and Steamfitters	1	\$10.00
Insurance Claims and Policy Processing Clerks	2	\$10.00
Marketing Managers	1	\$10.00
Producers	1	\$10.00
Real Estate Sales Agents	1	\$10.00

workforce CONNECTIONS**Job Titles Report****PYTD April, 2012**

Sector / Job Title	Job Count	Avg. Wage
Cashiers	12	\$9.65
First-Line Supervisors/Managers of Housekeeping and Janitorial Workers	1	\$9.50
Hairdressers, Hairstylists, and Cosmetologists	2	\$9.50
Personal and Home Care Aides	2	\$9.50
Shuttle Car Operators	1	\$9.50
Tellers	1	\$9.50
Janitors and Cleaners, Except Maids and Housekeeping Cleaners	24	\$9.22
Telemarketers	6	\$9.13
Bakers	1	\$9.00
Food Servers, Nonrestaurant	1	\$9.00
Interviewers, Except Eligibility and Loan	1	\$9.00
Maintenance Workers, Machinery	1	\$9.00
Personal Care and Service Workers, All Other	2	\$9.00
Skin Care Specialists	1	\$9.00
Telephone Operators	1	\$9.00
Truck Drivers, Light or Delivery Services	2	\$9.00
Stock Clerks and Order Fillers	1	\$8.65
Landscaping and Groundskeeping Workers	3	\$8.50
Adult Literacy, Remedial Education, and GED Teachers and Instructors	1	\$8.25
Advertising Sales Agents	1	\$8.25
Cleaners of Vehicles and Equipment	1	\$8.25
Computer, Automated Teller, and Office Machine Repairers	1	\$8.25
Dishwashers	1	\$8.25
Door-To-Door Sales Workers, News and Street Vendors, and Related Workers	1	\$8.25
Gaming Dealers	1	\$8.25
Helpers--Production Workers	1	\$8.25
Laborers and Freight, Stock, and Material Movers, Hand	1	\$8.25
Cooks, Institution and Cafeteria	1	\$7.25
Cross Sector	398	\$13.71
<u>Health and Medical Services</u>		
Dentists, All Other Specialists	3	\$62.13
Dentists, General	11	\$36.95
Registered Nurses	149	\$29.83
Community and Social Service Specialists, All Other	2	\$26.69
Clinical, Counseling, and School Psychologists	1	\$25.00
Program Directors	1	\$25.00
Social and Community Service Managers	1	\$21.63
Rehabilitation Counselors	1	\$20.74
Surgical Technologists	4	\$19.53
Administrative Services Managers	2	\$19.00
Social Workers, All Other	4	\$18.08
Counselors, All Other	12	\$18.04
Acute Care Nurses	2	\$18.00
Social and Human Service Assistants	2	\$18.00
Medical Records and Health Information Technicians	3	\$17.17
Substance Abuse and Behavioral Disorder Counselors	9	\$16.64
Mental Health Counselors	13	\$16.59
Licensed Practical and Licensed Vocational Nurses	2	\$16.13
Bookkeeping, Accounting, and Auditing Clerks	1	\$16.00
Clinical Research Coordinators	1	\$16.00
Maintenance and Repair Workers, General	1	\$15.50
Bill and Account Collectors	1	\$15.00
Dental Laboratory Technicians	3	\$15.00
First-Line Supervisors/Managers of Office and Administrative Support Workers	1	\$15.00

workforce CONNECTIONS**Job Titles Report****PYTD April, 2012**

Sector / Job Title	Job Count	Avg. Wage
Medical and Health Services Managers	1	\$15.00
Personnel Recruiters	1	\$15.00
Teachers and Instructors, All Other	1	\$15.00
Healthcare Support Workers, All Other	7	\$14.87
Life, Physical, and Social Science Technicians, All Other	1	\$14.66
Billing, Cost, and Rate Clerks	1	\$14.00
Business Operations Specialists, All Other	1	\$14.00
Janitors and Cleaners, Except Maids and Housekeeping Cleaners	2	\$14.00
Mental Health and Substance Abuse Social Workers	1	\$14.00
Patient Representatives	1	\$14.00
Office Clerks, General	2	\$13.75
Medical and Clinical Laboratory Technicians	9	\$13.67
Medical and Clinical Laboratory Technologists	2	\$13.50
Receptionists and Information Clerks	5	\$13.10
Nurse Practitioners	1	\$12.75
Emergency Medical Technicians and Paramedics	1	\$12.59
Dental Assistants	7	\$12.34
Office and Administrative Support Workers, All Other	6	\$12.33
Cardiovascular Technologists and Technicians	1	\$12.00
Cooks, All Other	1	\$12.00
Secretaries, Except Legal, Medical, and Executive	1	\$12.00
Transportation Workers, All Other	1	\$12.00
Pharmacy Technicians	2	\$11.86
Nursing Aides, Orderlies, and Attendants	41	\$11.72
Medical Secretaries	3	\$11.67
Medical Assistants	37	\$11.59
Personal and Home Care Aides	19	\$11.58
Truck Drivers, Light or Delivery Services	2	\$10.75
Clinical Nurse Specialists	1	\$10.00
Food Servers, Nonrestaurant	1	\$10.00
Massage Therapists	1	\$10.00
Residential Advisors	1	\$10.00
Physical Therapist Aides	1	\$10.00
Customer Service Representatives	5	\$9.85
Home Health Aides	10	\$9.63
Bus Drivers, Transit and Intercity	2	\$9.50
Driver/Sales Workers	1	\$9.50
Personal Care and Service Workers, All Other	8	\$9.41
Ambulance Drivers and Attendants, Except Emergency Medical Technicians	1	\$9.00
Cooks, Institution and Cafeteria	1	\$9.00
Executive Secretaries and Administrative Assistants	1	\$9.00
Maids and Housekeeping Cleaners	1	\$9.00
Food Preparation Workers	1	\$8.50
Cashiers	1	\$8.25
Educational, Vocational, and School Counselors	1	\$8.25
Health Technologists and Technicians, All Other	1	\$8.25
Security Guards	1	\$8.25
Health and Medical Services	428	\$19.96
<u>Logistics and Operations</u>		
Graphic Designers	1	\$33.65
Sales Managers	1	\$22.00
Administrative Services Managers	1	\$20.19
Bill and Account Collectors	1	\$19.23
Human Resources Managers	1	\$19.23

workforce CONNECTIONS
Job Titles Report
PYTD April, 2012

Sector / Job Title	Job Count	Avg. Wage
Web Developers	1	\$19.23
Machinists	1	\$18.00
Transportation Attendants, Except Flight Attendants and Baggage Porters	1	\$17.02
Electrical Engineers	1	\$17.00
Truck Drivers, Heavy and Tractor-Trailer	42	\$16.61
First-Line Supervisors/Managers of Food Preparation and Serving Workers	1	\$15.90
Truck Drivers, Light or Delivery Services	6	\$14.48
Executive Secretaries and Administrative Assistants	1	\$14.21
Office and Administrative Support Workers, All Other	1	\$14.00
Transportation Workers, All Other	1	\$13.00
Security and Fire Alarm Systems Installers	1	\$12.50
Taxi Drivers and Chauffeurs	3	\$12.29
Driver/Sales Workers	2	\$12.11
Advertising Sales Agents	1	\$12.00
General and Operations Managers	1	\$12.00
Order Fillers, Wholesale and Retail Sales	2	\$12.00
Transportation Vehicle, Equipment and Systems Inspectors, Except Aviation	1	\$12.00
Bus Drivers, Transit and Intercity	3	\$11.35
Customer Service Representatives	5	\$10.76
Production Workers, All Other	3	\$10.61
Stock Clerks- Stockroom, Warehouse, or Storage Yard	11	\$10.17
Automotive Service Technicians and Mechanics	1	\$10.00
Heating and Air Conditioning Mechanics and Installers	1	\$10.00
Material Moving Workers, All Other	1	\$10.00
Public Relations Specialists	1	\$10.00
Receptionists and Information Clerks	1	\$10.00
Sales and Related Workers, All Other	1	\$10.00
Sales Representatives, Services, All Other	1	\$10.00
Retail Salespersons	6	\$9.71
Cashiers	1	\$9.50
Stock Clerks and Order Fillers	2	\$9.50
First-Line Supervisors/Managers of Helpers, Laborers, and Material Movers, Hand	1	\$9.00
Photographers	1	\$9.00
Security Guards	5	\$8.95
Team Assemblers	1	\$8.36
Automotive Specialty Technicians	1	\$8.25
Dispatchers, Except Police, Fire, and Ambulance	1	\$8.25
Janitors and Cleaners, Except Maids and Housekeeping Cleaners	2	\$8.25
Food Preparation and Serving Related Workers, All Other	1	\$7.55
Logistics and Operations	123	\$13.50
<u>Manufacturing</u>		
Electrical Engineers	1	\$34.00
Quality Control Systems Managers	1	\$28.50
Truck Drivers, Heavy and Tractor-Trailer	1	\$25.00
Electricians	2	\$22.00
Automotive Service Technicians and Mechanics	1	\$16.00
Floor Layers, Except Carpet, Wood, and Hard Tiles	1	\$15.00
Packaging and Filling Machine Operators and Tenders	1	\$14.75
Packers and Packagers, Hand	1	\$14.00
Supply Chain Managers	1	\$13.00
Receptionists and Information Clerks	2	\$12.75
Construction Laborers	3	\$11.67
Sewers, Hand	1	\$11.50
Stock Clerks- Stockroom, Warehouse, or Storage Yard	4	\$10.08

workforce CONNECTIONS
Job Titles Report
PYTD April, 2012

Sector / Job Title	Job Count	Avg. Wage
Grinding, Lapping, Polishing, and Buffing Machine Tool Setters, Operators, and Tenders, Metal and Plastic	1	\$10.00
Insulation Workers, Floor, Ceiling, and Wall	1	\$10.00
Laborers and Freight, Stock, and Material Movers, Hand	1	\$10.00
Recycling and Reclamation Workers	1	\$10.00
Shipping, Receiving, and Traffic Clerks	1	\$10.00
Manufacturing Production Technicians	1	\$9.00
Sheet Metal Workers	1	\$9.00
Assemblers and Fabricators, All Other	1	\$8.50
Manufacturing	28	\$14.04
<u>Mining and Materials</u>		
Biofuels Processing Technicians	8	\$16.25
Executive Secretaries and Administrative Assistants	1	\$12.00
Construction Laborers	1	\$9.00
Mining and Materials	10	\$15.10
<u>Tourism Gaming and Entertainment</u>		
Web Administrators	1	\$25.00
First-Line Supervisors/Managers of Non-Retail Sales Workers	1	\$23.44
Sales Managers	2	\$22.06
Human Resources Managers	1	\$20.19
Web Developers	1	\$20.00
General and Operations Managers	1	\$19.23
Travel Agents	1	\$19.23
Truck Drivers, Heavy and Tractor-Trailer	2	\$18.50
First-Line Supervisors/Managers of Housekeeping and Janitorial Workers	2	\$17.99
Producers and Directors	1	\$17.31
Automotive Service Technicians and Mechanics	1	\$15.64
First-Line Supervisors/Managers of Retail Sales Workers	3	\$14.60
Slot Key Persons	1	\$14.00
Maids and Housekeeping Cleaners	24	\$13.67
First-Line Supervisors/Managers of Food Preparation and Serving Workers	2	\$13.50
Janitors and Cleaners, Except Maids and Housekeeping Cleaners	9	\$13.47
Dining Room and Cafeteria Attendants and Bartender Helpers	1	\$13.02
Cleaning, Washing, and Metal Pickling Equipment Operators and Tenders	1	\$13.00
Credit Authorizers, Checkers, and Clerks	1	\$13.00
Bookkeeping, Accounting, and Auditing Clerks	3	\$12.60
Cooks, Institution and Cafeteria	4	\$12.53
Sales and Related Workers, All Other	3	\$12.50
Cooks, Restaurant	9	\$12.05
Material Moving Workers, All Other	1	\$12.00
Gaming Service Workers, All Other	1	\$12.00
Graphic Designers	1	\$11.75
Food Service Managers	2	\$11.74
Office Clerks, General	1	\$11.50
Stock Clerks- Stockroom, Warehouse, or Storage Yard	5	\$11.28
Cooks, All Other	20	\$11.15
Dishwashers	6	\$10.88
Security Guards	15	\$10.85
Food Preparation and Serving Related Workers, All Other	8	\$10.84
Reservation and Transportation Ticket Agents and Travel Clerks	1	\$10.75
Advertising Sales Agents	1	\$10.50
Video Game Designers	3	\$10.50
Merchandise Displayers and Window Trimmers	2	\$10.38
Customer Service Representatives	20	\$10.25

workforce CONNECTIONS**Job Titles Report****PYTD April, 2012**

Sector / Job Title	Job Count	Avg. Wage
Waiters and Waitresses	10	\$10.19
Public Relations Specialists	1	\$10.00
Sales Representatives, Wholesale and Manufacturing, Except Technical and Scientific Products	1	\$10.00
Securities, Commodities, and Financial Services Sales Agents	1	\$10.00
Shipping, Receiving, and Traffic Clerks	1	\$10.00
Tour Guides and Escorts	1	\$10.00
Sales Representatives, Services, All Other	11	\$9.92
Food Preparation Workers	4	\$9.89
Retail Salespersons	7	\$9.82
Hotel, Motel, and Resort Desk Clerks	3	\$9.80
Gaming Dealers	2	\$9.38
Telemarketers	2	\$9.38
Ushers, Lobby Attendants, and Ticket Takers	1	\$9.30
Cooks, Short Order	2	\$9.25
Hosts and Hostesses, Restaurant, Lounge, and Coffee Shop	9	\$9.25
Receptionists and Information Clerks	2	\$9.25
Stock Clerks, Sales Floor	3	\$9.17
Truck Drivers, Light or Delivery Services	2	\$9.13
Taxi Drivers and Chauffeurs	3	\$9.08
Food Servers, Nonrestaurant	10	\$9.03
Bakers	1	\$8.75
Cashiers	34	\$8.72
First-Line Supervisors/Managers of Helpers, Laborers, and Material Movers, Hand	1	\$8.65
Laborers and Freight, Stock, and Material Movers, Hand	1	\$8.50
Market Research Analysts	1	\$8.50
Baristas	3	\$8.25
Combined Food Preparation and Serving Workers, Including Fast Food	2	\$8.25
Cooks, Fast Food	3	\$8.25
Inspectors, Testers, Sorters, Samplers, and Weighers	1	\$8.25
Order Fillers, Wholesale and Retail Sales	1	\$8.25
Bartenders	4	\$7.83
Tourism Gaming and Entertainment	290	\$11.04
Report Total	1,349	\$15.23

Workforce CONNECTIONS
Awards and Expenditures
Program Year 2011/2012 Adult/Dislocated Worker Programs
May 31, 2013

Amounts for Providers reflect invoiced allowable expenditures through April 2013. Starred lines only reflect expenditures through March 2013.
All Contracts have an ending date of June 30, 2013 unless noted.

WIA PY11-PY12 Adult and Dislocated Worker Green/All Sector

Provider	Contract Award	Adult Expenditures	DW Expenditures	Total Invoiced	% Spent	Remaining Balance	SESP Expenses
Bridge Counseling Associates	\$ 500,000	\$ 250,000	\$ 250,000	\$ 500,000	100.00%	\$ -	\$ 76,600
Bridge Counseling Associates-PY12 Extension	\$ 700,000	\$ 279,713	\$ 171,809	\$ 451,522	64.50%	\$ 248,478	See above line
GNU Family Life Center	\$ 600,000	\$ 300,000	\$ 300,000	\$ 600,000	100.00%	\$ -	\$ 36,500
GNU Family Life Center-PY12 Extension	\$ 1,200,000	\$ 494,815	\$ 425,930	\$ 920,745	76.73%	\$ 279,255	See above line
Goodwill of Southern Nevada	\$ 600,000	\$ 445,000	\$ 155,000	\$ 600,000	100.00%	\$ -	\$ 57,771
Goodwill of Southern Nevada-PY12 Extension	\$ 1,200,000	\$ 666,219	\$ 218,021	\$ 884,239	73.69%	\$ 315,761	See above line
Latin Chamber Foundation	\$ 600,000	\$ 380,000	\$ 220,000	\$ 600,000	100.00%	\$ -	\$ 94,438
Nevada Partners, Inc	\$ 600,000	\$ 300,000	\$ 300,000	\$ 600,000	100.00%	\$ -	\$ 55,662
So. NV Regional Housing Authority	\$ 175,000	\$ 87,500	\$ 87,500	\$ 175,000	100.00%	\$ -	\$ 8,848
Total	\$ 6,175,000	\$ 3,203,247	\$ 2,128,259	\$ 5,331,506	86.34%	\$ 843,494	\$ 329,818

WIA PY11-PY12 Adult and Dislocated Worker Health/All Sector

Provider	Contract Award	Adult Expenditures	DW Expenditures	Total Invoiced	% Spent	Remaining Balance	SESP Expenses
CCSD - Desert Rose (contract ends 12/31/2012)	\$ 500,000	\$ 259,837	\$ 142,305	\$ 402,142	80.43%	\$ 97,858	\$ -
Eastern Seals of Nevada (contract ends 6/30/2014)*	\$ 800,000	\$ -	\$ -	\$ -	0.00%	\$ 800,000	\$ -
Foundation for an Independent Tomorrow	\$ 600,000	\$ 335,000	\$ 265,000	\$ 600,000	100.00%	\$ -	\$ 1,000
Foundation for an Independent Tomorrow-PY12 Extension	\$ 1,200,000	\$ 523,582	\$ 436,022	\$ 959,605	79.97%	\$ 240,395	See above line
Latin Chamber Foundation	\$ 600,000	\$ 380,000	\$ 220,000	\$ 600,000	100.00%	\$ -	See Green Above
Latin Chamber Foundation-PY12 Extension	\$ 1,200,000	\$ 294,080	\$ 221,251	\$ 515,331	42.94%	\$ 684,669	See Green Above
Nevada Hospital Association	\$ 600,000	\$ 570,000	\$ 30,000	\$ 600,000	100.00%	\$ -	\$ -
Nevada Hospital Association-PY12 Extension	\$ 900,000	\$ 740,999	\$ 3,902	\$ 744,901	82.77%	\$ 155,099	\$ -
Nevada Partners, Inc	\$ 600,000	\$ 360,000	\$ 240,000	\$ 600,000	100.00%	\$ -	See Green Above
Nevada Partners, Inc-PY12 Extension	\$ 1,200,000	\$ 696,627	\$ 319,000	\$ 1,015,627	84.64%	\$ 184,373	See Green Above
So. NV Regional Housing Authority	\$ 175,000	\$ 87,500	\$ 87,500	\$ 175,000	100.00%	\$ -	See Green Above
So. NV Regional Housing Authority-PY12 Extension	\$ 500,000	\$ 250,000	\$ 171,192	\$ 421,192	84.24%	\$ 78,808	See Green Above
Total	\$ 8,875,000	\$ 4,497,625	\$ 2,136,172	\$ 6,633,797	74.75%	\$ 2,241,203	\$ 1,000

WIA PY11-PY12 Adult and Dislocated Worker Rural Services

Provider	Contract Award	Adult Expenditures	DW Expenditures	Total Invoiced	% Spent	Remaining Balance	SESP Expenses
Lincoln County School District (contract ends 6/30/2014)	\$ 100,000	\$ 19,381	\$ 13,210	\$ 32,591	32.59%	\$ 67,409	\$ -
My Communities Coalition	\$ 750,000	\$ 375,000	\$ 375,000	\$ 750,000	100.00%	\$ -	\$ 14,306
My Communities Coalition (contract ends 6/30/2014)	\$ 950,000	\$ 238,536	\$ 111,261	\$ 349,797	36.82%	\$ 600,203	See above line
Total	\$ 1,800,000	\$ 632,918	\$ 499,471	\$ 1,132,389	62.91%	\$ 667,611	\$ 14,306

WIA PY12 Adult and Dislocated Worker Re-Entry Services

Provider	Contract Award	Adult Expenditures	DW Expenditures	Total Invoiced	% Spent	Remaining Balance	SESP Expenses
Foundation for an Independent Tomorrow	\$ 700,000	\$ 482,729	\$ -	\$ 482,729	68.96%	\$ 217,271	\$ -
Foundation for an Independent Tomorrow (ends 6/30/2014)	\$ 700,000	\$ -	\$ -	\$ -	0.00%	\$ 700,000	\$ -
Total	\$ 1,400,000	\$ 482,729	\$ -	\$ 482,729	34.48%	\$ 917,271	\$ -

Total PY11-PY12 Adult/DW	\$ 18,250,000	\$ 8,816,518	\$ 4,763,902	\$ 13,580,420	74.41%	\$ 4,669,580	\$ -
---------------------------------	----------------------	---------------------	---------------------	----------------------	---------------	---------------------	-------------